

Master[®] PALM

Quality Industrial Product
since 1989

Industrial Mini Smart Series



*Extensive selection
by Master*



*the most
matter than ever*



*Advanced craftsmanship starts
with industrial smart pneumatic
air tools*



*air chisel hammers
ration than the
ammers in the*



*Right angle
design*



*low profile right
hand to reach*

S M A R T E R

ISO 9001:2008 
ISO 9001:2008 CERTIFIED QAIC / TW / 50320

INDUSTRIAL

MADE IN TAIWAN

**ISO 9001:2008****MANUFACTURER**

ISO 9001:2008 CERTIFIED QAIC / TW / 50320

*Specifications and Tool styles and colors are subject to change without notice.

Table of Index

p.05

Cut-off Tools, Saws, Chisels

p.09

Drills

p.23

Die Grinders & Grinders

p.45

Sanders & Polishers

p.69

Ratchet Wrenches

p.99

Impact Wrenches

p.107

Screwdrivers, Nut Setters & Riveters

p.141



Website: <http://www.masterairtool.com>

Email: Sales@masterairtool.com

Tel. +886 4 2336 9179 **Fax:** +886 4 2336 8686

ISO 9001:2008 Certified Registered No. QAIC / TW / 50320

ABOUT MASTER PALM® AIR TOOL

COMPANY OVERVIEW

Master Air Tool Co. LTD., established in 1989, an ISO 9001:2008 certified manufacturer by U.K.A.S. with approved registered no. QAIC / TW / 50320-B , is a leading global pneumatic tool designer, exporter and manufacturer with many international and the U.S. patents registered.

All our tools are ISO certified and CE bookmarked, an European high quality product industrial standard certification. All the tools are also ANSI compliance. Industrial tool users can rely on our quality while our products are certified by industrial certification standard as well using the highest quality components. Our Tools are available in different international specifications. Please do not hesitate to contact us for all your pneumatic tools, parts and components needs. If you need a reliable manufacturer who can design or customize tools and components, we are also your best choice from raw material to retail packaged finish products, including retail package design & printing.

Our clients include small to target size business from different sectors around the world, including manufacturers, sales agents and buying agents, wholesale companies, chained tool supply stores, importers and exporters and factories.



Picture 1-1 showroom displays our certifications and finish product samples

COMPANY PROFILE

Company Legal Name:	Master Air Tool Co Ltd
Location:	Taichung, Taiwan
Establishment:	1989
Business Functions:	Manufacturer, Wholesale, Exporter, Rearch & Development
Production Capacity:	10,000 pieces per SKU / per Month
Business Capability:	OEM / ODM: Private Label & Contracted Manufacturing Self-Developed Brand Name Manufacturing & Distribution Electronic Data Exchange (EDI) Procurement Support
Certifications:	ISO 9001:2008 Certified (U.K.A.S. QAIC / TW / 50320-B) CE Bookmarked Pending GS Certification

Master Process Information

CNC Lathe machine has the working capacity of 540 mm in length and 360 mm in diameter, which maintains the controllable precision within 0.015 mm for housing, spindle and clamps. CNC machines do not only maintain unified identical sizes but also the constant quality of each parts.

CNC Lathe machine is small size with great performance, machining raw material to valve and inlet. Not only the machine produces precise and constant identical size parts but also makes the component worry-free from maintenance.

Micro Diameter Grinder mechanically grinds rotor diameter size with precision and controls surface smoothness within 0.6s, which extends the life span of bearings.

1500 mm * 200 mm Precision CNC Mechanic center is used to reduce wheel noise and to improve wheel tooth precision while coordinating with another wheel tooth during transmission. At the same time, it extends torque power to the greatest performance and strength.



OPERATION MANUAL & SAFETY INSTRUCTION

OPERATION INSTRUCTION

For your own safety, please read the operating instruction carefully before using the air tool.

WARNING

When operating Master Palm pneumatic tools, it is of the utmost importance to think safety first. Disconnect tools from the air supply when changing accessories or when the tool is not in use. Direct exhaust away from yourself and others. Use eye protection. Use hearing protection when tools are being used for extended periods. Use 90 psi maximum pressure at the tool. Putting a few drops of air tool oil in the tool and running for a few seconds at the end of a day will help protect internal parts. Follow all operating instructions and operate tool in accordance with the ANSI B186.1 safe operating code.

1. Please always keep the proper pressure of air inlet at the air pressure that is designed (most air tools are designed at 90 psi (6.3 kg/cm²) except the mini palm tools) for the air tools in order to protect your own safety and maintain the longest tool life.
2. Don't wear loose or baggy clothing when you operate the air tool. Remove anything that may be caused injury, i.e. Neckties, jewelry, etc. Tie back long hair and wear eye protection.
3. It is the owner's responsibility to lubricate the air tool properly, but don't use any inflammable or volatile oils for lubricating, i.e. Diesel oil, gasoline, or kerosene.
4. Make sure to use impact-quality sockets only; don't use hand-tool sockets. The crack of sockets will reduce the torque of air tool and may cause serious injury.
5. Don't depress trigger when connecting the air supply hose.
6. Never point an air tool at oneself or any other person. It could cause serious injury.
7. Keep all nuts, bolts and screws tight and ensure equipment is in safe working condition.

CAUTIONS

1. To protect your Master Palm air tools, we strongly recommend that you install a pneumatic filter, moisture separator, regulator and lubricator between the air supply and air tools.
2. This will help to eliminate possible damage to the air tool and eliminate moisture from the air compressor for daily use.
3. Be sure to add few drop of SAE#10 lubricating oil into the quick-connect fitting before use.
4. Before using air tools, please keep proper air pressure
5. Don't add too many drops of viscid oil into air inlet, or it will lessen the air motor power

SAFETY INSTRUCTION

1. Noise & Hearing Pressure

Master Palm air tool products use quiet tool technology and reduce high dB noise rating to lower one. By connecting muffler hose, the tool noise rating can be dropped about 3 - 5 dB points. All tool operators are still required to wear ear protectors in order to reduce hearing injury and work place hazard.

2. FACE, HAND, EYE & EAR PROTECTION REQUIRED

All tool operators and people who are in the area where Master air tools are being used must wear eye and ear protection and complying with Occupational Safety and Health Standard. Eye and ear protectors should meet the following requirement and complying with ANSI standard:

- able to provide adequate protection against hazards for which they are designed.
- able to provide reasonable comforts when worn and would not stay in
- capable of being disinfected and cleaned
- being kept in good working condition and having no defects

Impact resistant face protection should be used in situations where there is exposure to tool operation or whenever is necessary.

Impact resistant face protection should be worn over the eye protection and is not intended to take the place of eye protection.

Safety shoes and/or steel toe shoes must be worn at all times by anyone operating pneumatic tools or by anyone in the immediate area.

Safety hard hats/helmets must be worn at all times by anyone operating pneumatic tools, particularly when doing overhead work or by anyone in the immediate area.

Do not wear loose fitting clothing or jewelry of any type when operating pneumatic tools.

U.S. Occupational Safety and Health Standards (OSHA)

The following OSHA standards provide mandatory requirements and compliance assistance for employers when selecting proper eye and face protection, detail information can be found at (<http://www.osha.gov/SLTC/etools/eyeandface/employer/requirements.html>):

- * 1910.132 -General requirements
- * 1910.133 -General Industry
- * 1915.153 -Maritime
- * 1926.102 -Construction

The employer shall ensure that each affected employee uses appropriate eye or face protection when exposed to eye or face hazards from flying particles, molten metal, liquid chemicals, acids or caustic liquids, chemical gases or vapors, or potentially injurious light radiation. To select PPE for the workplace, see the Hazard Assessment module.

3. Vibration

Master Air Tool products offer ergonomic housing designed specifically to reduce the harmful vibration affecting tool operators' wrist and arms. The short housing tool body gives tool operator complete hand control and protect the wrist and arm from being injured through tool vibration. However, Prolonged use of pneumatic tools can still lead to "white fingers" or other related vibration caused health disorders.

Cut-off tools & saws





Master
PALM

Shears, Saws & Cutters



ISO 9001:2008



ISO 9001:2008 CERTIFIED

QAIC / TW / 50320

MASTER PALM® AIR CHIPPING HAMMER

Anti-Shock Design with D-Handle For Heavy Industrial Usage

Ergonomical handle design, made of aluminum with long life span. Smart locking button switch prevents unexpected startup. Anti-shock design lowers 75% of normal tool vibration. Suitable for long term usage



MPT-11860 Round, 162 mm/6.38"

Palm Anti-Shock Series
162 mm Chipping Hammer
with Low Vibration

■ 3000 Blows Per Min

Tool Specification List

Model No.	Blows	Air Consumption		Air Pressure	
	Per Min.	cfm	m3/min	PSI	Bars
11860	3000	7.7	0.22	90	6.2
11870	2600	7.7	0.22	90	6.2
11880	2300	7.7	0.22	90	6.2
11890	1800	7.7	0.22	90	6.2

**MPT-11870 Round, 203 mm/7.99"**

Palm Anti-Shock Series
162 mm Chipping Hammer
with Low Vibration

■ 2600 Blows Per Min

**MPT-11880 Round, 247 mm/9.72"**

Palm Anti-Shock Series
247 mm Chipping Hammer
with Low Vibration

■ 2300 Blows Per Min

**MPT-11890 Round, 285 mm/11.22"**

Palm Anti-Shock Series
285 mm Chipping Hammer
with Low Vibration

■ 1800 Blows Per Min



Noise Rating	Air Exhaust	Length		Net Weight	
		inch	mm	lb	kg
107	Front	15.7	398	12.8	5.8
107	Front	17.2	438	13.6	6.2
107	Front	19.0	482	14.5	6.6
107	Front	20.5	520	15.6	7.1

MASTER PALM® LOW PROFILE ANGLE PALM MINI SERIES CUT-OFF TOOLS



18030

Low Profile Angle Palm *Mini Series*

Patented 2" Right Angle Cut-off Tool

■ Free Speed: 16500 rpm ■ Optional Muffler MSA-005A

18040

Low Profile Angle Palm *Mini Series*

Patented 3" Right Angle Cut-off Tool

■ Free Speed: 16500 rpm ■ Optional Muffler MSA-005A

Features & Benefits

- Master Palm low profile angle *mini series* cut-off tools, 4" (10.1 cm) in length with 20mm cutting capacity, low profile angle design remove traditional corner task restriction. Low air consumption & low-noise with energy efficiency.
- Designed for car & machine maintenance and sheet metal industry; cutting sheet metals, fiber glass, bolts, muffler clamps & hangers ,grinding down burrs & rough edges.

Tool Specification List

Model No.	Wheel Size		Free Speed	Air Consumption	
	inch	mm		cfm	m3/min
18030	2x3/8	50x9.5	16500	8.5	0.26
18040	3x3/8	75x9.5	16500	8.5	0.26
18050	4x3/8	100x9.5	16000	14.1	0.41



Finishing Trimming
mini tool design provides easy strength control for smooth edge trimming.



Precision Cutting
cut small area that required precise cutting.



- Industrial**
- 90 psi / 6.2 bar**
- 83 dB(A)**
- 0.9hp / 0.68kw**

18050
Low Profile Angle Industrial Series
Patented 4" Right Angle Cut-off Tool

- Free Speed: 16000 rpm
- Optional Muffler MSA-006A

Available Cutting Wheel Paks

2" Cutting Wheel Sets
MSA-K3072C
(50 mm*2 mm*3/8) / P60

MSA-K3072C - 01
(50 mm*1 mm*3/8) / P60


3" Cutting Wheel Sets
MSA-K30731
(75 mm*1.6 mm*3/8") / 2G
MSA-K30731C
(75 mm*1 mm*3/8") / 2G

4" Cutting Wheel Sets
MSA-K3074C
(101 mm*2 mm*3/8) / 2GN.B

MSA-K30741C
(101 mm*1 mm*3/8) / 2GN.B



- New profile angle design for tasks at confined and narrow areas.
- New patented pinion gear, long tool life span. 1mm thickness cutting wheel available in 2",3" and 4" sizes.
- Ergonomic palm size housing design with built-in muffler for operation noise reduction.
- Optional choice to connect with or without muffler hose.



Air Hose Size		Air Exhaust	Length		Net Weight	
inch	mm		inch	mm	lb	kg
3/16	4.8	Rear	4.0	101	0.9	0.4
3/16	4.8	Rear	4.0	101	1.0	0.4
3/8	9.5	Rear	6.1	155	2.0	0.9

MASTER PALM® LOW PROFILE ANGLE PALM MINI SERIES CUTTER



18060
 Low Profile Angle Palm Mini Series 3" Extensive Long Neck Shaft
3" Right Angle Cut-off Tool
 ■ Free Speed: 19000 rpm ■ Optional Muffler MSA-005A



18070
 Low Profile Angle Palm Mini Series 5" Extensive Long Neck Shaft
3" Right Angle Cut-off Tool
 ■ Free Speed: 19000 rpm ■ Optional Muffler MSA-005A

Featured Benefits

More About Extensive Shaft Cutting Tools

For deep hole screws and bolts removal, car and machine maintenance, and sheet metal industry usage etc. Cut through sheet metal, fiberglass, bolts, muffler clamps and hangers, grind down burrs and rough edges

- New profile angle design with extensive shaft for tasks at confined and narrow areas, such as under the car.
- New patented pinion gear provides long tool life span.
- 3" and 4" cutting wheels with 1mm thickness for different models make job done effectively and safe.
- Energy saving low air consumption design.
- Smart safety lever for air flow control and adjustment.
- Ergonomical palm size housing design with built-in muffler gasket to reduce noise during operation.
- Optional choice to connect with or without muffler hose.

Tool Specification List

Model No.	Wheel Size		Free Speed	Air Consumption	
	inch	mm	rpm	cfm	m3/min
18060	3"x3/8"	75x9.5	19000	11.3	0.32
18070	3"x3/8"	75x9.5	19000	11.3	0.32
18280	4"x3/8"	100x9.5	12000	14.1	0.41

MASTER PALM® LOW PROFILE ANGLE INDUSTRIAL SERIES CUTTER



- Industrial**
- 90 psi / 6.2 bar**
- 88 dB(A)**
- 0.9hp / 0.68kw**

18280
Low Profile Angle Industrial Series 7" Extensive Long Neck Shaft

4" Right Angle Cut-off Tool

■ Free Speed: 12000 rpm ■ Optional Muffler MSA-006A

3" Cutting Wheel Sets
MSA-K30731
(75 mm*1.6 mm*3/8") / 2G

MSA-K30731C
(75 mm*1 mm*3/8") / 2G



4" Cutting Wheel Sets
MSA-K3074C
(101 mm*2 mm*3/8") / 2GN.B

MSA-K30741C
(101 mm*1 mm*3/8") / 2GN.B



Featured Benefits



Low Profile Angle Design
Operate the tool at corner and hard to reach area easily via the extensive long neck and low profile angle tool.



Hard to Reach Area Tool
Make your life easier with its long neck and straight housing design for tasks located at hard to reach areas.



Rear Exhaust
Rear exhaust. You may connect muffler hose for noise reduction.



Industrial Horse Power
The extensive long neck shaft tool comes with 0.3 hp and industrial grade 0.9 hp models respectively.

Air Hose Size		Air Exhaust	Length		Net Weight	
inch	mm		inch	mm	lb	kg
1/4	6.4	Rear	7.9	200	1.1	0.5
1/4	6.4	Rear	10.0	254	1.6	0.7
3/8	9.5	Rear	12.8	325	3.1	1.4

MASTER PALM® MINI SERIES HEAVY DUTY RECIPROCATING SAW & FILER

4.472" (11.36 cm)



4.472" (11.36 cm)



Mini Series

80 psi / 5.5 bar

81 dB(A)

0.25hp / 0.19kw

11010

Palm Mini Series

Heavy Duty Reciprocating Dual Body Saw & Chisel Filer

■ Strokes: 4500 Bpm / per min. ■ Optional Muffler MSA-005A



*The body saw can also work like a chisel filer

Features & Benefits

Saw Blade Size & Application Chart

P11013-403	P11013-401	P11013-40
Rough ← Cut Quality → Smooth		
Fast ← Cut Speed → Slow		
Soft ← Material → Hard		
18T	24T	32T

- **Light Weight**
efficient for long working hour of operation.
- **Compact Size**
excellent for small areas, tight corner and confined area
- **Exchangable Saw Blade**
allow to operate as an air body saw and a chisel filer

Tool Specification List

Model No.	Strokes Span		Strokes Bpm/min	Blade / File Size <small>*Included with each tool</small>			Air Consumption	
	inch	mm		Shape	Teeth	cfm	m3/min	
11010	0.3"	7.9	4500	Flat Square	24T	32T	8.5	0.26
18410	0.4"	9.9	10000	Flat Square	24T	32T	13.4	0.39

Dual saw and chisel filer are designed for multi functions. Attach saw blade or different types of chisel files to complete your work task.

Each tool comes with P11013-401 (24 T), P11013-40 (32 T) saw blade & 1 flat square chisel file.



- Industrial Series
- 80 psi / 5.5 bar
- 80 dB(A)
- Reciprocating Type

18410
Industrial Series

Heavy Duty Dual Function Dual Body Saw & Chisel Filer

■ Strokes : 10000 Bpm / per min.

*The body saw can also work like a chisel filer




No Throwback



No Vibration

Rotatable Exhaust Design

New air body saw comes with an rotatable 360 degree rear exhaust. Tool users can easily rotate exhaust flow to any direction base on personal preference.







Each tool include P11013-401 (24 T), P11013-40 (32 T) saw blade & 1 flat chisel file

Chisel sets and saw blades can also be ordered seperately

You may also order a single tool without blades or chisels

MSA-108 4 PCs Filer Chisel Set

-  MSA-1081 Half Round Chisel
-  MSA-1082 Flat Square Chisel
-  MSA-1083 Triangle Chisel
-  MSA-1084 Round Chisel

- **Light Weight**
efficient for long working hour of operation.
- **Compact Size**
excellent for small areas,tight corner and confined area
- **Exchangable Chisel Files**
allow to operate as an air body saw and a chisel filer

Air Hose Size		Air Exhaust	Length		Net Weight	
inch	mm		inch	mm	lb	kg
3/16	4.8	Rear	5.9	150	1.1	0.5
3/8	9.5	360 Degree	8.6	219	1.3	0.6

MASTER PALM® INDUSTRIAL SERIES WINDOW CUTTER & Kit Set

Replaceable Blade(s)

Industrial

90 psi / 6.2 bar

78 dB(A)

0.9 hp / 0.68kw

18480

Industrial Series

Window Cutter

Free Speed: 18000 rpm



MSA-10501
57mm



MSA-10502
90mm



MSA-10503
18mm



MSA-10507
30mm



MSA-10508
8mm



MSA-10509
35mm

Tool Specification List

Model No.	Oscillations	Free Speed	Air Consumption	
	Per Min.		cfm	m3/min
18480	18000	18000	14.1	0.41

Master window shield remover helps the user to remove window shield easily. By cutting off the windowshield sealant, users can remove the window shield directly from the car.

MASTER PALM TOOL FACTS

- Window cutter cuts around bonded and encapsulated window shield glass
- The cutter effectively cleans and smoothens molding edges after glass removal
- Easy speed control with throttle and regulator
- Flexible blade mount can be positioned in many different ways

Adjustable Speed Clutch

Optional Muffler MSA-006A

18489

Industrial Series

Window Cutter Kit Set

12 Types of Replaceable Blades
Available to form a kit set

MSA-10504
36mm

MSA-10505
63mm

MSA-10506
90mm

MSA-10510
35mm

MSA-10511
35mm


MSA-10512
24mm

Air Hose Size		Air Exhaust	Length		Net Weight	
inch	mm		inch	mm	lb	kg
3/8	9.5	Rear	7.6	194	2.0	0.9

MASTER PALM[®] INDUSTRIAL SERIES STRAIGHT GRIP AIR SHEAR

Ideal for body shops, sheet metal shops, air conditioning fabricators, plastic fabricators, heating contractors, and machine shops.

4.0" (10.2 cm)



Industrial

90 psi / 6.2 bar

83 dB(A)

0.9hp / 0.68kw

18490

Industrial Series

Straight Air Shear

■ Free Speed: 2000 rpm ■ Optional Muffler MSA-006A

0.9 hp Industrial Duty

Powerful industrial grade motor.

Heavy Duty Cutting

Cut through up to 2.3 mm metal sheet thickness

Ergonomic Grip Design

Strength increased jacket grip ergonomic design

Smooth Cutting

High quality with reliable smooth cutting experience

Features & Benefits



Powerful Motor

Blade Replacement Kit Available

Cutting blade replacement for variable speed air powered shears. With 14 to 19 Gauge cutting ability.



■ P17493-37 Right Blade ■ P17493-38 Left Blade ■ P17493-35 Mid-Blade Piece

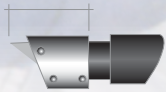
Tool Specification List

Model No.	Blow (per min.)	Cutting Capacity (Per Sheet Metal Type)						Free Speed	Air Consumption	
		Aluminum		Iron Sheet		Stainless			cfm	m3/min
	Strokes	inch	mm	inch	mm	inch	mm	rpm		
11530	2000	0.07	1.90	0.06	1.60	0.05	1.20	2000	13.4	0.39
18490	2000	0.09	2.30	0.07	1.90	0.06	1.40	2000	14.1	0.41

MASTER PALM[®] HEAVY DUTY SERIES PISTOL GRIP AIR SHEAR

For cutting light gauge materials. Air shears operate like sheet metal snips, producing a clean edge without material waste.

4.0" (10.2 cm)



Heavy Duty

90 psi / 6.2 bar

88 dB(A)

0.5hp / 0.38kw

11530

Heavy Duty Series

Pistol Grip Air Shear

■ Free Speed: 2000 rpm ■ Optional Muffler MSA-006



■ 0.5 hp Heavy Duty

Heavy duty cutting shear for most common sheet metals

■ Powerful Cutting

Cut through up to 1.9 mm metal sheet thickness

■ Extra Holding Comfort

Rubber jacket grip provides smooth operation & comfort

■ Reliable Performance

Excellent for curve line, square & angle cutting in all type materials of aluminum, tin & steel



Powerful Motor



Heavy Duty



Smooth Cutting



Rubber Grip

Air Hose Size		Air Exhaust	Length		Net Weight	
inch	mm		inch	mm	lb	kg
3/8	9.5	Rear	7.9	201	2.8	1.3
3/8	9.5	Rear	9.9	251	2.6	1.2

Pneumatic Drills





Pneumatic Air Drills



ISO 9001:2008



ISO 9001:2008 CERTIFIED

QAIC / TW / 50320

MASTER PALM® INDUSTRIAL SERIES D-HANDLE STRAIGHT DRILLS

Master Palm straight drills are also available in D-Handle type as shown below. Made with highest quality components and equipped with Jacobs industrial keyed chuck for the highest precision and max. strength.



MSA-207 - 5/8" Jacobs Keyed Drill Chuck



- Reversible
- 90 psi / 6.2 bar
- 83 dB(A)
- 1.2hp / 0.9kw

28700
Industrial Series Reversible Keyed Chuck
5/8" D-Handle Straight Drill With Side Handle

Free Speed: 1000 rpm

Features & Benefits



1.2 Horse Power
Industrial heavy duty horse power for heavy duty tasks.



D-Handle Design
The tail d-handle design provides tool users real strength support and easily operate this industrial grade reversible drill with ease.



4 Speed Control
Tool users can easily switch the speed by rotation the speed controller.



Side Handle Design
The side handle design provides extra support to operate the tool so that you can operate the tool with ultimate your strength without problems.

Model No.	Chuck Type	Chuck Size		Spindle Thread	Free Speed	Air Consumption	
		inch	mm	inch	rpm	cfm	m3/min
21010	keyed	1/4	6.5	3/8"-24T	6000	8.5	0.26
21020	keyed	1/4	6.5	3/8"-24T	2000	8.5	0.26
28700	keyed	5/8	16	JCT2	1000	15.5	0.45

MASTER PALM® PALM MINI SERIES KEYED CHUCK STRAIGHT DRILLS

- Small & light weight
- High quality Jacobs keyed chuck
- Safty throttle control

- Gearbox design
- Tool for hard-to-reach & confined Area
- High speed design
- For Alumin., tin, brass, plastic material



MSA-202J - 1/4" Jacobs Keyed Drill Chuck



MSA-202J - 1/4" Jacobs Keyed Drill Chuck

Palm Mini

80 psi / 5.5 bar

80 dB(A)

0.25hp / 0.19kw

Palm Mini

80 psi / 5.5 bar

80 dB(A)

0.25hp / 0.19kw

21010 Palm Mini Series Keyed Chuck 1/4" Straight Drill

- Free Speed: 6000 rpm
- Optional Muffler MSA-005A

21020 Palm Mini Series Keyed Chuck 1/4" Straight Drill

- Free Speed: 2000 rpm
- Optional Muffler MSA-005A

Features & Benefits



Palm Size Housing Grip
Palm size housing has the shortest length in the market that fit right in your palm without traditional chunky size and heavy weight.



Safety Throttle Control
Safety lever design provides better throttle control for adjusting air flows and prevent tool auto startup risks.



Gear Box Inside
The mini drill uses gearbox inside.



For Tough Drilling
Mini in size without losing any power in performance. The mini drill is also designed for tough drilling tasks.

Air Hose Size		Air Exhaust	Length		Net Weight	
inch	mm		inch	mm	lb	kg
3/16	4.8	Rear	5.7	145	0.9	0.4
3/16	4.8	Rear	6.3	160	0.9	0.4
1/2	12.7	Rear	15.0	380	10.1	4.6

MASTER PALM® INDUSTRIAL SERIES KEYED & KEYLESS CHUCK STRAIGHT DRILLS



MSA-203J
3/8" Jacobs Keyed Chuck

Industrial

90 psi / 6.2 bar

82 dB(A)

0.9hp / 0.68kw



28670

Industrial Series Keyed Chuck

**3/8" Straight Drill
With Muffler**

■ Free Speed: 4000 rpm ■ Optional Muffler MSA-006A



MSA-203J
3/8" Jacobs Keyed Chuck

Industrial

90 psi / 6.2 bar

82 dB(A)

0.9hp / 0.68kw



28680

Industrial Series Keyed Chuck

**3/8" Straight Drill
With Muffler**

■ Free Speed: 2500 rpm ■ Optional Muffler MSA-006A

Features & Benefits



Industrial Housing Grip

The industrial housing grip is designed to coordinate the powerful performance of the tool and protect the tool users from vibration.



Safety Throttle Control

The safety lever design enables better throttle control for adjusting air flows and avoid tool auto startup.

Tool Specification List

Model No.	Chuck Type	Chuck Size		Spindle Thread	Free Speed	Air Consumption	
		inch	mm	inch	rpm	cfm	m3/min
28670	keyed	3/8	10	3/8"-24T	4000	14.1	0.41
28680	keyed	3/8	10	3/8"-24T	2500	14.1	0.41
28680K	Keyless	3/8	10	3/8"-24T	2500	14.1	0.41

- Safety throttle prevents inadvertent power-up, perfect for drilling in hard to reach area and narrow space.
- Planetary gear drive assembly, designed for tough drilling tasks.
- Built-in air regulator, designed for hard-to-reach and confined area usage.
- Muffler and safety trigger are used to prevent inadvertent operation.
- Supplied with 10mm drill chuck and key, suitable for general workshop use.



MSA-203JKL
3/8" Jacobs Keyless Chuck

Industrial

90 psi / 6.2 bar

83 dB(A)

0.9hp / 0.68kw

28680K

Industrial Series Keyless Chuck

**3/8" Straight Drill
With Muffler**

- Free Speed: 2500 rpm
- Optional Muffler MSA-006A




Jacobs[®]
CHUCK

Features & Benefits



Planetary Gear Drive

Those industrial drills use planetary gear drive.



For Tough Drilling

Mini in size but not losing any power in performance. The mini drill is also designed for tough drilling tasks.

Air Hose Size		Air Exhaust	Length		Net Weight	
inch	mm		inch	mm	lb	kg
3/8	9.5	Rear	8.0	203	2.8	1.3
3/8	9.5	Rear	8.0	203	2.8	1.3
3/8	9.5	Rear	8.0	203	2.8	1.3

MASTER PALM® INDUSTRIAL SERIES NON REVERSIBLE STRAIGHT DRILLS WITH SIDEHANDLE



MSA-204J
1/2" Jacobs Keyed Drill Chuck

Non-Reversible

90 psi / 6.2 bar

82 dB(A)

0.9hp / 0.68kw

28650

Industrial Series Non-Reversible Keyed Jacobs Chuck

1/2" Straight Drill With Side Handle

■ Free Speed: 800 rpm ■ Optional Muffler MSA-006A



Jacobs®
CHUCK

Features & Benefits



0.9 HP

0.9 Horse Power

Industrial heavy duty horse power for heavy duty tasks.



Ergonomic Grip Housing

Ergonomic grip housing design enables users to operate with extra comforts.



Rear Exhaust

The tool use the rear exhaust.



Adjustable Side Handle Design

Provides extra support to straight drill users for extra strength and powerful drilling operation.

Model No.	Chuck Type	Chuck Size		Spindle Thread	Free Speed	Air Consumption	
		inch	mm	inch	rpm	cfm	m3/min
28650	keyed	1/2	13	3/8"-24T	800	14.1	0.41
28650K	keyed	1/2	13	3/8"-24T	800	14.1	0.41

The straight drills are also available in side-handle type as shown below. Made with highest quality components and equipped with Jacobs industrial keyed and keyless chuck for higher precision and max strength.



MSA-204JKL
1/2" Jacobs Keyless Drill Chuck

Non-Reversible

90 psi / 6.2 bar

82 dB(A)

0.9hp / 0.68kw

28650K

Industrial Series Non-Reversible Keyless Jacobs Chuck

**1/2" Straight Drill
With Side Handle**

Free Speed: 800 rpm Optional Muffler MSA-006A



Features & Benefits



0.9 Horse Power

Industrial heavy duty horse power for heavy duty tasks.



Rear Exhaust

The tool use the rear exhaust.



Ergonomic Grip Housing

Ergonomic grip housing design enables users to operate with extra comforts.



Adjustable Side Handle Design

Provides extra support to straight drill users for extra strength and powerful drilling operation.

Air Hose Size		Air Exhaust	Length		Net Weight	
inch	mm		inch	mm	lb	kg
3/8	9.5	Rear	8.1	205	3.0	1.4
3/8	9.5	Rear	8.1	205	3.0	1.4

MASTER PALM[®] REVERSIBLE SERIES STRAIGHT DRILLS

Designed for specific tasks with sets of drill bits. The tools come with powerful motor to deliver strong and higher performance. Reversible design enables professional users to perform jobs faster and better without switching drills.



MSA-203J
3/8" Jacobs Keyed Chuck

Reversible

90 psi / 6.2 bar

88 dB(A)

0.5hp / 0.38kw

21460

Reversible Series Keyed Chuck

3/8" Straight Drill

■ Free Speed: 1800 rpm ■ Optional Muffler MSA-006



MSA-203JKL
3/8" Jacobs Keyless Chuck

Reversible

90 psi / 6.2 bar

88 dB(A)

0.5hp / 0.38kw


21460K

Reversible Series Keyless Chuck

3/8" Straight Drill

■ Free Speed: 1800 rpm ■ Optional Muffler MSA-006

Features & Benefits



Jacob Keyed Chuck

Jacobs Super Chuck Ball Bearing Keyed Chuck is engineered for heavy-duty, tight tolerance production drilling.



Easy Direction Switch

Easy reversible design by using the trigger below the housing body.



Jacobs Keyless Chuck

Jacobs Super Chuck Ball Bearing Keyless Chuck is engineered for heavy-duty, tight tolerance production drilling.



For Tough Drilling

Mini in size but not losing any power in performance. The mini drill is also designed for tough drilling tasks.

Model No.	Chuck Type	Chuck Size		Spindle Thread	Free Speed	Air Consumption	
		inch	mm	inch	rpm	cfm	m3/min
21460	keyed	3/8	10	3/8"-24T	1800	13.4	0.39
21470	keyed	1/2	13	3/8"-24T	800	13.4	0.39
21460K	keyless	3/8	10	3/8"-24T	1800	13.4	0.39
21470K	keyless	1/2	13	3/8"-24T	800	13.4	0.39

MASTER PALM[®] REVERSIBLE SERIES STRAIGHT DRILLS WITH SIDE HANDLE

Designed for specific tasks with sets of drill bits. The tools come with powerful motor to deliver strong and higher performance. Reversible design with side handle provides more strength for all types of hard drilling tasks.



MSA-204J
1/2" Jacobs Keyed Chuck



MSA-204JKL
1/2" Jacobs Keyless Chuck

- Reversible
- 90 psi / 6.2 bar
- 88 dB(A)
- 0.5hp / 0.38kw



- Reversible
- 90 psi / 6.2 bar
- 88 dB(A)
- 0.5hp / 0.38kw



21470
Reversible Series Keyed Chuck
1/2" Side Handle Straight Drill

- Free Speed: 800 rpm
- Optional Muffler MSA-006

21470K
Reversible Series Keyless Chuck
1/2" Side Handle Straight Drill

- Free Speed: 800 rpm
- Optional Muffler MSA-006

Features & Benefits



Jacob Keyed Chuck
Jacobs Super Chuck Ball Bearing Chuck is engineered for heavy-duty, tight tolerance production drilling.



Easy Direction Switch
Easy reversible design by using the trigger below the housing body.



Jacobs Keyless Chuck
Jacobs Super chuck ball bearing keyless chuck is engineered for heavy-duty, tight tolerance production drilling.

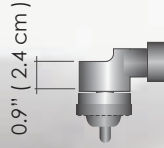
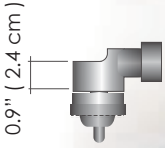


Adjustable Side Handle Design
Provides extra support to straight drill users for extra strength and powerful drilling operation.

Air Hose Size		Air Exhaust	Length		Net Weight	
inch	mm		inch	mm	lb	kg
3/8	9.5	Rear	7.5	190	2.2	1.0
3/8	9.5	Rear	7.9	200	4.8	2.2
3/8	9.5	Rear	7.5	190	2.2	1.0
3/8	9.5	Rear	7.9	200	4.8	2.2

MASTER PALM® LOW PROFILE ANGLE SERIES RIGHT ANGLE DRILLS

NON-REVERSIBLE



- Low Profile
- 90 psi / 6.2 bar
- 83 dB(A)
- 0.3hp / 0.23kw

28310
Low Profile Angle Series
1/4" Right Angle Drill

Free Speed: 4500 rpm Optional Muffler MSA-005



- Low Profile
- 90 psi / 6.2 bar
- 81dB(A)
- 0.3hp / 0.23kw

28320
Low Profile Angle Power Series
1/4" Heavy Duty Right Angle Drill

Free Speed: 2800 rpm Optional Muffler MSA-005

Features & Benefits



Palm Size Housing Grip
Palm size housing has the shortest length in the market that fit right in your palm without traditional chunky size and heavy weight.



Safety Throttle Control
Safety lever design provides better throttle control for adjusting air flows and prevent tool auto startup risks.



Gear Box Inside
The mini drill uses gearbox inside.

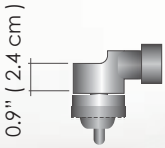


For Tough Drilling
Mini in size without losing any power in performance. The mini drill is also designed for tough drilling tasks.

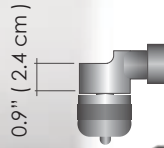
Model No.	Chuck Type	Chuck Size		Spindle Thread	Free Speed	Air Consumption	
		inch	mm	inch	rpm	cfm	m3/min
28310	keyed	1/4	6.5	3/8"-24T	4500	8.5	0.26
28320	keyed	1/4	6.5	3/8"-24T	2800	8.5	0.26
28330	keyed	3/8	10	3/8"-24T	2800	2.2	0.06
28330K	keyless	3/8	10	3/8"-24T	2800	2.2	0.06

MASTER PALM® LOW PROFILE ANGLE SERIES RIGHT ANGLE DRILLS

NON-REVERSIBLE



MSA-202J - 1/4" Jacobs Keyed Drill Chuck



MSA-202JK - 1/4" Jacobs Keyless Drill Chuck



- Low Profile
- 80 psi / 5.6 bar
- 83 dB(A)
- 0.3hp / 0.23kw

28330
Low Profile Angle Series
3/8" Right Angle Drill

- Free Speed: 2800 rpm
- Optional Muffler MSA-005




- Low Profile
- 80 psi / 5.6 bar
- 83dB(A)
- 0.3hp / 0.23kw

28330K
Low Profile Angle Power Series
3/8" Right Angle Drill

- Free Speed: 2800 rpm
- Optional Muffler MSA-005

Features & Benefits



Low Profile Angle Design
Operate at confined area with corners and angles without problem.



Strength Saver
Finish tasks quickly and easily with empowered strength and dexterity.



MSA-202J Keyed Jacobs Chuck
High quality industrial Jacobs chuck for precise drilling application and long hours usage.

- Low Profile Angle Design with Quality Jacob Chuck
- Small & Light Weight
- Safety Throttle Control for Speed Adjustment Control
- Built-in Regulator

Air Hose Size		Air Exhaust	Length		Net Weight	
inch	mm		inch	mm	lb	kg
1/4	6.4	Rear	5.7	146	1.5	0.7
1/4	6.4	Rear	6.3	161	1.5	0.7
1/4	6.4	Rear	6.3	161	1.5	0.7
1/4	6.4	Rear	6.3	161	1.5	0.7

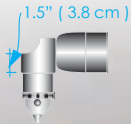
MASTER PALM® REVERSIBLE SERIES RIGHT ANGLE HEAVY DUTY DRILLS



MSA-204J 1/2" Jacobs Keyed Drill Chuck



MSA-204JKL 1/2" Jacobs Keyless Drill Chuck



- Reversible
- 90 psi / 6.2 bar
- 81 dB(A)
- 0.5hp / 0.38kw

- Reversible
- 90 psi / 6.2 bar
- 81 dB(A)
- 0.5hp / 0.38kw

28490
Reversible Series Keyed Chuck
1/2" Heavy Duty Right Angle Drill

■ Free Speed: 500 rpm ■ Optional Muffler MSA-006

28490K
Reversible Series Keyless Chuck
1/2" Heavy Duty Right Angle Drill

■ Free Speed: 500 rpm ■ Optional Muffler MSA-006

Features & Benefits



- Jacobs keyed & keyless Chucks
- Two gear drive system
- 90 degree low profile right angle Head
- Removable side handle design from light weight to heavy duty tasks



Tool Specification List

Model No.	Chuck Type	Chuck Size		Spindle Thread	Free Speed	Air Consumption	
		inch	mm	inch	rpm	cfm	m3/min
28490	keyed	1/2	13	3/8"-24T	500	13.4	0.39
28490K	keyless	1/2	13	3/8"-24T	500	13.4	0.39
28500	keyed	3/8	10	3/8"-24T	1700	13.4	0.39
28500K	keyless	3/8	10	3/8"-24T	1700	13.4	0.39

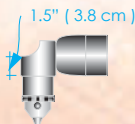
- 90 degree right angle drills are used for screwdriving and drilling in hard to reach and confined corners and areas. The convenient reverse valves are designed for simple forward and reverse direction changes.
- The right angle drills are compact and easy to operate with right angle head. Two gear drive system enables convenient operation with better tool performance.



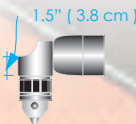
MSA-203J 3/8" Jacobs Keyed Drill Chuck



MSA-204JKL 3/8" Jacobs Keyless Drill Chuck



- Reversible
- 90 psi / 6.2 bar
- 81 dB(A)
- 0.5hp / 0.38kw



- Reversible
- 90 psi / 6.2 bar
- 81 dB(A)
- 0.5hp / 0.38kw



28500

Reversible Series Keyed Chuck

3/8" Heavy Duty Right Angle Drill

- Free Speed: 1700 rpm
- Optional Muffler MSA-006

28500K

Reversible Series Keyless Chuck

3/8" Heavy Duty Right Angle Drill

- Free Speed: 1700 rpm
- Optional Muffler MSA-006



Powerful Motor



Right Angle Design



Reversible Valve



Easy Speed Control



Rear Exhaust

Air Hose Size		Air Exhaust	Length		Net Weight	
inch	mm		inch	mm	lb	kg
3/8	9.5	Rear	9.2	233	1.8	0.8
3/8	9.5	Rear	9.2	233	1.8	0.8
3/8	9.5	Rear	8.5	216	1.3	0.6
3/8	9.5	Rear	8.5	216	1.3	0.6

MASTER PALM® REVERSIBLE SERIES

HEAVY DUTY KEYED PISTOL GRIP DRILLS

- One Hand Reversible Lever
- Planetary Gear System

- One Hand Reversible Lever
- Planetary Gear System



MSA-204J 1/2" Jacobs Keyed Drill Chuck



MSA-204J 1/2" Jacobs Keyed Drill Chuck

Reversible

90 psi / 6.2 bar

83 dB(A)

0.5hp / 0.38 kw



Reversible

90 psi / 6.2 bar

83 dB(A)

0.5 hp / 0.38 kw



28550
Reversible Series Keyed Chuck

1/2" Pistol Grip Heavy Duty Side Handle Drill

- Free Speed: 350 rpm
- Optional Muffler MSA-006

28580
Reversible Series Keyed Chuck


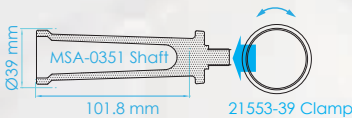
1/2" Pistol Grip Heavy Duty Side Handle Drill

- Free Speed: 650 rpm
- Optional Muffler MSA-006

Features & Benefits

Unique Clamp Shaft Design

Newly designed side handle is used as a strength support on all side handle models. Just clip the side handle ring into the female type side handle grip, for either right or left handed to operate tool at ease & comforts.



MSA-204JKL

1/2" Jacobs Keyed Chuck

High quality industrial Jacobs Keyed chuck for precise drilling application and long durable usage.



Designed for both right-handed and left handed user for aluminum, tin, brass, plastic material drilling.

Tool Specification List

Model No.	Chuck Type	Chuck Size		Spindle Thread	Free Speed	Air Consumption	
		inch	mm			cfm	m3/min
28550	keyed	1/2	13	3/8"-24T	350	13.4	0.39
28580	keyed	1/2	13	3/8"-24T	650	13.4	0.39
28550K	keyless	1/2	13	3/8"-24T	350	13.4	0.39
28580K	keyless	1/2	13	3/8"-24T	650	13.4	0.39

MASTER PALM® REVERSIBLE SERIES

HEAVY DUTY KEYLESS PISTOL GRIP DRILLS

- One Hand Reversible Lever
- Planetary Gear System

- 2 Section Speed Reduction
- Built-in Muffler, Noise Reduction



MSA-204JKL
1/2" Jacobs
Keyless Drill Chuck

Reversible

90 psi / 6.2 bar

83 dB(A)

0.5 hp / 0.38 kw



MSA-204JKL
1/2" Jacobs
Keyless Drill Chuck

Reversible

90 psi / 6.2 bar

83 dB(A)

0.5 hp / 0.38 kw



28550K

Reversible Series Keyless Chuck

1/2" Pistol Grip Heavy Duty Side Handle Drill

- Free Speed: 350 rpm
- Optional Muffler MSA-006

28580K

Reversible Series Keyless Chuck

1/2" Pistol Grip Heavy Duty Side Handle Drill

- Free Speed: 650 rpm
- Optional Muffler MSA-006




MSA-204JKL
1/2" Jacobs Keyless Chuck
High quality industrial Jacobs Keyless chuck for precise drilling application and long durable usage.



Rubber Jacket Grip
Provides comforts while operating applications required more strength and long duration usage comforts.



Direction Trigger Press
Easy to switch between reverse or forward directions during operation.



Palm Curve Tail Design
Special Palm Curve Design to improve holding strength and ease of use.

Air Hose Size		Air Exhaust	Length		Net Weight	
inch	mm		inch	mm	lb	kg
3/8	9.5	Rear	8.5	216	2.1	0.95
3/8	9.5	Rear	8.0	204	2.1	0.95
3/8	9.5	Rear	8.5	216	2.1	0.95
3/8	9.5	Rear	8.0	204	2.1	0.95

MASTER PALM[®] REVERSIBLE SERIES

HEAVY DUTY PISTOL GRIP DRILLS

Master reversible pistol grip Jacobs chuck drills are made with highest quality components and using Jacobs industrial chuck with high precision. The dual direction motion triggers provides an easy forward and reverse direction control.



MSA-203J 3/8" Jacobs Keyed Drill Chuck

Reversible

90 psi / 6.2 bar

82 dB(A)

0.5hp / 0.38kw

28520

Reversible Series Keyed Chuck

3/8" Heavy Duty Pistol Grip Drill

Free Speed: 1800 rpm ■ Optional Muffler MSA-006



MSA-203JKL 3/8" Jacobs Keyless Drill Chuck

Reversible

90 psi / 6.2 bar

82 dB(A)

0.5hp / 0.38kw

28520K

Reversible Series Keyless Chuck

3/8" Heavy Duty Pistol Grip Drill

Free Speed: 1800 rpm ■ Optional Muffler MSA-006

Features & Benefits



Dual Direction Motion Trigger

Easy switch between forward and reverse direction while powering up drill for operation



Palm Curve Tail Design

Special Palm Curve Design to improve holding strength by pushing it down with your palm during operation.



Direction Trigger Press

Easy to switch between reverse or forward directions.

Tool Specification List

Model No.	Chuck Type	Chuck Size		Spindle Thread	Free Speed	Air Consumption	
		inch	mm			inch	rpm
28520	keyed	3/8	10	3/8"-24T	1800	13.4	0.39
28520K	keyless	3/8	10	3/8"-24T	1800	13.4	0.39
21530	keyed	3/8	10	3/8"-24T	2000	13.4	0.39
21530K	keyless	3/8	10	3/8"-24T	2000	13.4	0.39

MASTER PALM[®] HEAVY DUTY SERIES

NON-REVERSIBLE PISTOL GRIP DRILLS

Designed for specific tasks with ordinary or sets of drill bits. Powerful motor, strong and high performance, with non reversible design enables professional users to perform jobs faster and better.



MSA-203J 3/8" Jacobs Keyed Drill Chuck

Heavy Duty

90 psi / 6.2 bar

88 dB(A)

0.5hp / 0.38kw

21530

Heavy Duty Series
Non-Reversible Keyed Chuck

3/8" Heavy Duty Pistol Grip Drill

■ Free Speed: 2000 rpm ■ Optional Muffler MSA-006



MSA-203JKL 3/8" Jacobs Keyless Drill Chuck

Heavy Duty

90 psi / 6.2 bar

88 dB(A)

0.5hp / 0.38kw

21530K

Heavy Duty Series
Non-Reversible Keyless Chuck

3/8" Heavy Duty Pistol Grip Drill

■ Free Speed: 2000 rpm ■ Optional Muffler MSA-006

Features & Benefits



MSA-203J - Jacob Keyed Chuck
Jacobs Super Chuck Ball Bearing Chuck is engineered for heavy-duty, tight tolerance production drilling.



Ergonomic Push Point
The palm curve tail design provides easy push point strength with side handle.



MSA-203JKL - Jacob Keyless Chuck
High quality industrial Jacobs Keyless chuck for precise drilling and long durable usage.



Non-Reversible Design
For fast one way direction usage with powerful drilling power and strength.

Air Hose Size		Air Exhaust	Length		Net Weight	
inch	mm		inch	mm	lb	kg
3/8	9.5	Rear	7.9	200	2.5	1.2
3/8	9.5	Rear	7.9	200	2.5	1.2
3/8	9.5	Rear	7.9	200	2.5	1.2
3/8	9.5	Rear	7.9	200	2.5	1.2

MASTER PALM® HEAVY DUTY SERIES

NON-REVERSIBLE PISTOL GRIP DRILLS

Designed for specific tasks with ordinary or sets of drill bits. Powerful motor, strong and high performance, with non reversible design enables professional users to perform jobs faster and better.



MSA-203J 3/8" Jacobs Keyed Drill Chuck

Non-Reversible

90 psi / 6.2 bar

88 dB(A)

0.5hp / 0.38kw

21560

Heavy Duty Series
Non-Reversible Keyed Chuck

3/8" Heavy Duty Pistol Grip Drill

■ Free Speed: 2200 rpm ■ Optional Muffler MSA-006



MSA-203JKL 3/8" Jacobs Keyless Drill Chuck

Non-Reversible

90 psi / 6.2 bar

88 dB(A)

0.5hp / 0.38kw

21560K

Heavy Duty Series
Non-Reversible Keyless Chuck

3/8" Heavy Duty Pistol Grip Drill

■ Free Speed: 2200 rpm ■ Optional Muffler MSA-006

Features & Benefits




MSA-203J - Jacobs Keyed Chuck
Jacobs Super Chuck Ball Bearing Chuck is engineered for heavy-duty, tight tolerance production drilling.



Ergonomic Push Point
The palm curve tail design provides easy push point strength with side handle.



MSA-203JKL - Jacob Keyless Chuck
High quality industrial Jacob Keyless chuck for precise drilling and long durable usage.



Non-Reversible Drills
For fast one way direction operation with powerful drilling power and strength.

Model No.	Chuck Type	Chuck Size		Spindle Thread	Free Speed	Air Consumption	
		inch	mm	inch	rpm	cfm	m3/min
21560	keyed	3/8	10	3/8"-24T	2200	13.4	0.39
21560K	keyless	3/8	10	3/8"-24T	2200	13.4	0.39
26400	keyed	1/4	6.5	3/8"-24T	6000	11.3	0.32

MASTER PALM® GEARLESS SERIES

NON-REVERSIBLE 30 DEGREE GEARLESS DRILL

Unique 30 degree grip hand design is for tool users who seek for better angle to complete their drilling tasks with productivity and at the same time protecting their wrist during operation. The ergonomic angle takes into consideration of stress reduction on



MSA-202J 1/4" Jacobs Keyed Drill Chuck

- Composite
- 90 psi / 6.2 bar
- 83 dB(A)
- 0.3hp / 0.23kw

30 Degree Grip & Gearless Design

Provide ergonomic grip grasping. The gearless design provides better performance.



26400

Gearless Series
Composite Housing With Keyed ChcuK

1/4" 30 Degree Drill

Free Speed: 6000 rpm

Features & Benefits



Powerful Motor

Gearless design used 0.3 horse power motor for fast and efficient performance.



30 Degree Housing Grip

High quality industrial Jacob chuck with 30 degree grip design enables better performance with the gearless mechanism inside.



Safety Lever & Safety Throttle

Safety lever with saety throttle design prevent the tool from accidental startup. Do not remove the safety lever!



Composite Housing

Industrial grade composite housing tool, the surface is made for anti-acid and anti-glue up to certain degree.

Air Hose Size		Air Exhaust	Length		Net Weight	
inch	mm		inch	mm	lb	kg
3/8	9.5	Rear	7.9	200	2.5	1.2
3/8	9.5	Rear	7.9	200	2.5	1.2
3/8	9.5	Rear	7.0	178	1.8	0.8

MASTER PALM® HEAVY DUTY SERIES

NON-REVERSIBLE PISTOL GRIP DRILLS

Master Palm side handle drills are heavy duty tools. Special position adjustable side handles work with palm curve designed tail end for max. strength focus point for precise drilling and powerful operation. Non-reversible drills.



MSA-204J 1/2" Jacobs Keyed Drill Chuck

Non-Reversible

90 psi / 6.2 bar

89 dB(A)

0.5hp / 0.38kw

21540

Heavy Duty Series
Non-Reversible Keyed Chuck

**1/2" Pistol Grip Drill
With Side Handle**

Free Speed: 500 rpm Optional Muffler MSA-006



MSA-204JKL 1/2" Jacobs Keyless Drill Chuck

Non-Reversible

90 psi / 6.2 bar

89 dB(A)

0.5hp / 0.38kw

21540K

Heavy Duty Series
Non-Reversible Keyless Chuck

**1/2" Pistol Grip Drill
With Side Handle**

Free Speed: 500 rpm Optional Muffler MSA-006



Features & Benefits



A. Ambidexterous Clamp Shaft Design

Designed for right-handed and left handed user & alumin., tin, brass, plastic material drilling.



C. Pressure Push Tail Design

Special Pressure Push Design to improve holding strength by pushing it down with your palm during operation.



B. 1/2" Keyed & Keyless Jacob Chuck

High quality industrial Jacob chuck for precise drilling application and long durable usage.



D. Rubber Jacket Grip

Provides comforts while operating applications required more strength and long duration usage comforts.

Model No.	Chuck Type	Chuck Size		Spindle Thread	Free Speed	Air Consumption	
		inch	mm	inch	rpm	cfm	m3/min
21590	keyed	1/2	13	3/8"-24T	800	13.4	0.39
21590K	keyless	1/2	13	3/8"-24T	800	13.4	0.39
21540	keyed	1/2	13	3/8"-24T	500	13.4	0.39
21540K	keyless	1/2	13	3/8"-24T	500	13.4	0.39

MASTER PALM® HEAVY DUTY SERIES

NON-REVERSIBLE PISTOL GRIP DRILLS

Master Palm side handle drills are heavy duty tools. Special position adjustable side handles work with palm curve designed tail end for max. strength focus point for precise drilling and powerful operation. Non-reversible drills.



B
MSA-204J 1/2" Jacobs
Keyed Drill Chuck

Non-Reversible

90 psi / 6.2 bar

83 dB(A)

0.5hp / 0.38kw



21590

Heavy Duty Series
Non-Reversible Keyed Chuck

1/2" Pistol Air Drill

■ Free Speed: 800 rpm ■ Optional Muffler MSA-006



C
MSA-204JKL 1/2" Jacobs
Keyless Drill Chuck

Non-Reversible

90 psi / 6.2 bar

83 dB(A)

0.5hp / 0.38kw



21590K

Heavy Duty Series
Non-Reversible Keyless Chuck

1/2" Pistol Air Drill

■ Free Speed: 800 rpm ■ Optional Muffler MSA-006

Features & Benefits



A. Ambidexterous Clamp Shaft Design
Designed for both right-handed and left handed user for Alumin., Tin, Brass, Plastic material drilling.



B. 1/2" Keyed & Keyless Jacob Chuck
High quality industrial Jacob chuck for precise drilling application and long durable usage.



C. Pressure Push Tail Design
Special Pressure Push Design to improve holding strength by pushing it down with your palm during operation.



D. Rubber Jacket Grip
Provides comforts while operating applications required more strength and long duration usage comforts.

Air Hose Size		Air Exhaust	Length		Net Weight	
inch	mm		inch	mm	lb	kg
3/8	9.5	Rear	8.5	216	2.1	1.0
3/8	9.5	Rear	8.5	216	2.1	1.0
3/8	9.5	Rear	8.7	222	3.0	1.4
3/8	9.5	Rear	8.7	222	3.0	1.4

Die Grinders & Grinders





Die Grinders & Grinders



ISO 9001:2008

CE

ISO 9001:2008 CERTIFIED

QAIC / TW / 50320

MASTER PALM® PALM MINI SERIES STRAIGHT DIE GRINDER

Mini Die Grinder Accessories

Die Grinder Accessory


versatile die grinders attach various types of abrasive accessory to complete your job with Master® die grinder abrasive accessories to shape, grind, etch and de-burr hard metals, glass, tile and masonry.



Straight Die Grinder Usage



Right Angle Die Grinder Usage



Disc Die Grinder & Accessory



Assembly Industrial Choice

Mini Tool

80 psi / 5.5 bar

81 dB(A)

0.3hp / 0.23kw



31020

Palm Mini Series

Straight Die Grinder

■ Free Speed: 25000 rpm ■ Optional Muffler MSA-005A

Features & Benefits



Palm Size Housing Grip Design

Palm mini series die grinders come with various types. Fit right into your palm. Help you complete your job with dexterity.



Light Weight

Suitable for female and male tool users, reducing stress on your hand and wrists, while having your job done right.


Tool Specification List

Model No.	Compatible Collet Size				Free Speed rpm	Air Consumption	
	inch		mm			cfm	m3/min
31020	1/4	1/8	6	3	25000	11.3	0.32
38030	1/4	1/8	6	3	19000	8.5	0.26
38050	M6*1.0P				16500	8.5	0.26

MASTER PALM® LOW PROFILE ANGLE PALM MINI SERIES DIE GRINDERS

Professional Repair Choice

Professional Detailing Choice



- Low Profile
- 80 psi / 5.5 bar
- 82 dB(A)
- 0.25hp / 0.19kw

38030

Low Profile Angle Palm Mini Series

Right Angle Die Grinder

- Free Speed: 19000rpm
- Optional Muffler MSA-005A



- Low Profile
- 80 psi / 5.5 bar
- 82 dB(A)
- 0.25hp / 0.19kw

38050

Low Profile Angle Palm Mini Series

Right Angle Disc Die Grinder

- Free Speed: 16500rpm
- Optional Muffler MSA-005A



Low Profile Angle Design
0.9" (2.4 cm) Low profile angle height design avoid the impossibility for tasks located at the corner area.



Rear Exhaust
Palm mini series and low profile angle series mini die grinders use rear exhaust. You may connect muffler hose for noise reduction.



1/8" or 1/4" Collet Adaptor
The collet adaptor comes with the die grinder based on compatible collet size below. Users can use different accessories with different collet size.



Shortest Housing Grip
The tool grip is so mini that fit into your palm size, housing grip length is about 3.5" (8.9 cm)

Air Hose Size		Air Exhaust	Length		Net Weight	
inch	mm		inch	mm	lb	kg
1/4	6.4	Rear	4.8	123	0.7	0.3
3/16	4.8	Rear	4.0	101	0.7	0.3
3/16	4.8	Rear	4.0	101	0.7	0.3

MASTER PALM® INDUSTRIAL & POWER SERIES DIE GRINDERS

Muti-Tasking Choice



1/8" or 1/4" Collet Adaptor

Use collet adaptor to convert the collet size for fitting different sizes of accessories



1/8" or 1/4" Collet Adaptor

Use collet adaptor to convert the collet size for fitting different sizes of accessories

Industrial Series

90 psi / 6.2 bar

83 dB(A)

0.9hp/0.68



38220

Industrial Series

Straight Die Grinder

■ Free Speed: 20000 rpm ■ Optional Muffler MSA-006A

Power Series

90 psi / 6.2 bar

83 dB(A)

0.3hp/0.23kw



31110

Power Series

Straight Die Grinder

■ Free Speed: 6000 rpm ■ Optional Muffler MSA-005

Features & Benefits



holding strength increased

Increased Holding Strength

Straight handle design with rubber can be easily held while operating the die grinder

Multiple Applications

Used in various applications including porting, weld braking, polishing & grinding.



Tool Specification List

Model No.	Compatible Collet Size					Free Speed rpm	Air Consumption	
	inch		mm				cfm	m3/min
38220	1/4	1/8	8	6	3	20000	14.1	0.41
31110	1/4	1/8	-	6	3	6000	11.3	0.32
38270	1/4	1/8	8	6	3	18000	14.1	0.41
38370	1/4	1/8	8	6	3	17000	14.1	0.41

MASTER PALM® LOW PROFILE ANGLE PALM MINI SERIES DIE GRINDERS

7" Industrial Extensive Shaft



1/8" or 1/4" Collet Adaptor

Use collet adaptor to convert the collet size for fitting different sizes of accessories

7" extensive shaft



Industrial Series

90 psi / 6.2 bar

83 dB(A)

0.9hp / 0.68kw

38270

Industrial Series

7" Extensive Shaft Straight Die Grinder

■ Free Speed: 18000 rpm ■ Optional Muffler MSA-006A

11" Industrial Extensive Shaft



1/8" or 1/4" Collet Adaptor

Use collet adaptor to convert the collet size for fitting different sizes of accessories

11" extensive shaft



Industrial Series

90 psi / 6.2 bar

83 dB(A)

0.9hp / 0.68kw

38370

Industrial Series

11" Extensive Shaft Straight Die Grinder

■ Free Speed: 17000 rpm ■ Optional Muffler MSA-006A

Features & Benefits



Safety Level For Easy Speed Control

Safety lever throttle with positive grip provides easy tool and speed control



Rear Exhaust

Extensive shaft straight die grinders use rear exhaust. You may connect muffler hose for noise reduction.



Hard To Reach Area Tool

Extensive shaft die grinders make your life easier with its long neck design to reach tasks at hard to reach areas.

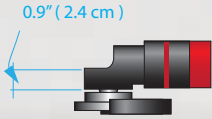


High Speed Driven

Extensive shaft die grinders are not just useful but also powerful with high speed motor, complete your job at no time.

Air Hose Size		Air Exhaust	Length		Net Weight	
inch	mm		inch	mm	lb	kg
3/8	9.5	Rear	5.9	149	1.5	0.7
1/4	6.4	Rear	5.7	146	1.5	0.7
3/8	9.5	Rear	13.7	349	2.9	1.3
3/8	9.5	Rear	13.7	349	4.0	1.8

MASTER PALM® INDUSTRIAL SERIES LOW PROFILE ANGLE GRINDERS



Safety throttle delivers up to 11,000 rpm, with patented external and internal invention; compact, lightweight. 90° low profile angle head reaches normal hard to reach and corner areas.



38430

Industrial Series Low Profile Angle

4.5" Mini Angle Grinder

■ Free Speed: 11000 rpm ■ Optional Muffler MSA-005A

38440

Industrial Series Low Profile Angle


5" Mini Angle Grinder

■ Free Speed: 11000 rpm ■ Optional Muffler MSA-005A

Features & Benefits For 38430, 38440, 38450

- Master Palm low profile angle **mini series** angle grinders with low profile angle design precise gear alignment for a smoother, quieter transmission while allowing access to tight spaces.
- Vibration-reducing side handle increases comfort for extended use applications.
- Available in 4.5" and 5" mini models as well as 4" professional heavy duty grade model for tougher tasks.

Tool Specification List



Model No.	Disc Size		Free Speed	Air Consumption	
	inch	mm		cfm	m3/min
38430	4.5	115	11000	14.1	0.41
38440	5.0	127	11000	2.8	0.08
38450	4.0	100	11000	2.8	0.08
31470	7.0	177	5500	3.1	0.09

MASTER PALM® INDUSTRIAL SERIES NO-LOCK-ON WHEEL ANGLE GRINDER



Heavy Duty
 90 psi / 6.2 bar
 93 dB(A)
 0.9 hp / 1.2 kw

Industrial
 90 psi / 6.2 bar
 94 dB(A)
 0.9 hp / 1.2 kw

38450
 Heavy Duty Series Low Profile Angle
4" Mini Angle Grinder

31470
 Industrial Series Specialty Tool
7" No Lock-On Wheel Angle Grinder

■ Free Speed: 11000 rpm ■ Optional Muffler MSA-006A

■ Free Speed: 5500 rpm

No-Lock-On Angle Grinder Features & Benefits

7" large grinding wheel size for larger area tasks with angle height.

Extended housing body grip provides extra holding strength and steadibility for tool operation.

Quick Change wheel release provides easier and quicker wheel removal without the need for a wrench.

One-piece brush arm prevents brush hang-up due to dust ingestion.



Air Hose Size		Air Exhaust	Length		Net Weight	
inch	mm		inch	mm	lb	kg
3/8	9.5	Rear	18.5	470	2.1	1.0
3/8	9.5	Rear	18.5	470	2.4	1.1
3/8	9.5	Rear	18.5	470	3.3	1.5
3/8	9.5	Front	21.6	549	7.1	3.2

MASTER PALM® INDUSTRIAL SERIES STRAIGHT DIE GRINDERS

2" Extensive Shaft Lower Speed

2" Extensive Shaft Higher Speed

Industrial Series


90 psi / 6.2 bar

83 dB(A)

0.9hp / 0.68kw



2" extensive shaft



38600

Industrial Series 2" Extensive Shaft

Straight Die Grinder

■ Free Speed: 3800 rpm ■ Optional Muffler MSA-006A

Industrial Series


90 psi / 6.2 bar

83 dB(A)

0.9hp / 0.68kw



2" extensive shaft



38610

Industrial Series 2" Extensive Shaft

Straight Die Grinder

■ Free Speed: 2200 rpm ■ Optional Muffler MSA-006A

Features & Benefits



Lock-off Throttle

Prevent accidental Start-up.




For Industrial Use

Extensive shaft die grinders make your life easier with its long neck design to reach tasks at hard to reach areas.



Choice of Lower or higher Speed

Extensive shaft die grinders also come with lower speed motor to fit your job.



Hard To Reach Area Tool

Extensive shaft die grinders make your life easier with its long neck design to reach tasks at hard to reach areas.

Tool Specification List

Model No.	Compatible Collet Size					Free Speed	Air Consumption	
	inch		mm				rpm	cfm
38600	1/4	1/8	8	6	3	3800	14.1	0.41
38610	1/4	1/8	8	6	3	2200	14.1	0.41
38660	1/4	1/8	8	6	3	3800	14.1	0.41

MASTER PALM® INDUSTRIAL SERIES STRIPPING TOOL

Industrial Series Turbo Stripping Tool for stain & glue removal

Industrial Series

90 psi / 6.2 bar

83 dB(A)

0.9hp / 0.68kw

38660

Industrial Series

Stripping Tool / Eraser Tool

Free Speed: 3800 rpm Optional Muffler MSA-006A

MSA-302A

Stripping Tool Accessory

Eraser Pad

Features & Benefits



Safety Level For Easy Control

Safety lever throttle with positive grip provides easy tool and speed control.



Rear Exhaust

The straight die grinders and stripping tools use rear exhaust. You may connect muffler hose for noise reduction.

About Eraser Pads

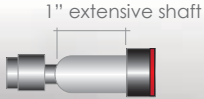
Stripping pads work like a magic eraser to remove stain and other debris left on the material. The features are listed below:

- sticker glue remover for car re-painting,
- gear shape avoids over heating
- thicker than regular, longer life span, highly durable
- faster remove unwanted spots
- center support design maintain eraser pad shape

Air Hose Size		Air Exhaust	Length		Net Weight	
inch	mm		inch	mm	lb	kg
3/8	9.5	Rear	7.4	187	1.8	0.8
3/8	9.5	Rear	7.4	187	1.8	0.8
3/8	9.5	Rear	7.7	195	1.0	0.5

MASTER PALM® INDUSTRIAL SERIES EXTENSIVE SHAFT DIE GRINDERS

1" Extensive Shaft



Industrial Series

90 psi / 6.2 bar

84 dB(A)

0.3hp / 0.23kw



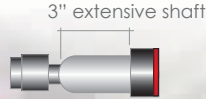
30240

Industrial Series 1" Extensive Shaft

Straight Die Grinder

■ Free Speed: 30000 rpm ■ Optional Muffler MSA-005

3" Extensive Shaft



Industrial Series

90 psi / 6.2 bar

84 dB(A)

0.3hp / 0.23kw



30290

Industrial Series 3" Extensive Shaft


Straight Die Grinder

■ Free Speed: 30000 rpm ■ Optional Muffler MSA-005

Features & Benefits

Safety Lever For Easy Speed Control

Safety lever throttle with positive grip provides easy tool and speed control.



Rear Exhaust

Palm mini series and low profile angle series mini die grinders use rear exhaust. You may connect muffler hose for noise reduction.

High Speed Driven

Extensive shaft die grinders are not just useful but also powerful with high speed motor, complete your job at no time.

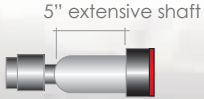
Tool Specification List

Model No.	Compatible Collet Size					Free Speed rpm	Air Consumption	
	inch		mm				cfm	m3/min
30240	1/4	1/8	-	6	3	30000	11.3	0.32
30290	1/4	1/8	-	6	3	30000	11.3	0.32
30280	1/4	1/8	-	6	3	30000	11.3	0.32
31880	-	1/8	-	-	3	56000	6.3	0.18



5" Extensive Shaft

Micro Die Grinder



Industrial Series

90 psi / 6.2 bar

84 dB(A)

0.3hp / 0.23kw



Micro Series

90 psi / 6.2 bar

80 dB(A)

0.1 hp / 0.08 kw



30280

Industrial Series 5" Extensive Shaft

Straight Die Grinder

- Free Speed: 30000 rpm
- Optional Muffler MSA-005

31880

Micro Series

Straight Micro Die Grinder

- Free Speed: 56000 rpm

Features & Benefits

- **Safety Lever & Easy Control**
Safety lever with positive grip provides easy control.
- **Built-in Air Regulator**
Lever throttle provides speed control and adjustment.
- **Long Tool Life Span**
Ball bearing construction is designed for long life span.
- **Hard to Reach Area Helper**
Extensive shaft design extends tool to hard to reach area.

Straight & Right Angle Die Grinder Accessory

Versatile die grinders attach various types of abrasive accessory to complete your job with Master® die grinder abrasive accessories to shape, grind, etch and de-burr hard metals, glass, tile and masonry.

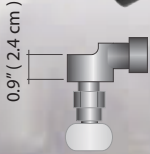


Air Hose Size		Air Exhaust	Length		Net Weight	
inch	mm		inch	mm	lb	kg
1/4	6.4	Rear	7.7	196	1.0	0.5
1/4	6.4	Rear	9.3	237	1.2	0.5
1/4	6.4	Rear	11.3	288	1.4	0.6
3/16	4.8	Rear	5.1	130	0.5	0.2

MASTER PALM® LOW PROFILE HEAVY DUTY RIGHT ANGLE DIE GRINDERS

Right Angle with 5" Extensive Shaft

Low Profile Right Angle

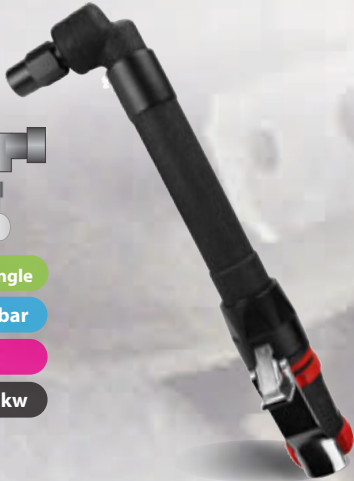


Low Profile Angle

90 psi / 6.2 bar

83 dB(A)

0.3hp / 0.23kw

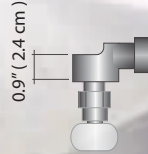


38390

Low Profile Angle Heavy Duty Series 5" Extensive Shaft

Right Angle Die Grinder

■ Free Speed: 20000 rpm ■ Optional Muffler MSA-005



Low Profile Angle

90 psi / 6.2 bar

83 dB(A)

0.3hp / 0.23kw



38310


Low Profile Angle Heavy Duty Series

Right Angle Die Grinder

■ Free Speed: 12000 rpm ■ Optional Muffler MSA-005

Features & Benefits

- **Low Profile Right Angle Head Design**
used for easy operation at hard to reach area and angular surfaces.
- **Hard to Reach Area Tool**
Extensive shaft design extends tool to hard to reach area.



Rear Exhaust

Palm mini series and low profile angle series mini die grinders use rear exhaust. You may connect muffler hose for noise reduction.



Low Profile Angle Design

0.9" (2.4 cm) Low profile angle height design avoid the impossibility for tasks located at the corner area.

Tool Specification List

Model No.	Compatible Collet Size					Free Speed rpm	Air Consumption	
	inch		mm				cfm	m3/min
38390	1/4	1/8	8	6	3	20000	11.3	0.32
38310	1/4	1/8	8	6	3	12000	11.3	0.32
36400	1/4	1/8	-	6	3	25000	11.3	0.32
31500	1/4	1/8	-	6	3	18000	13.4	0.39

MASTER PALM® GEARLESS SERIES DIE GRINDERS

Gearless with Vibration Reduction

Gearless Heavy Duty / Fast Speed

Composite

90 psi / 6.2 bar

84 dB(A)

0.3hp/0.23kw



36400

Gearless Series

30 Degree Composite Die Grinder

■ Free Speed: 25000 rpm

Heavy Duty

90 psi / 6.2 bar

88 dB(A)

0.5hp/0.38kw



Rear view of 31500 pistol grip air die grinder with adjustable air flow controller.



31500

Gearless Series

90 Degree Pistoal Die Grinder

■ Free Speed: 18000 rpm

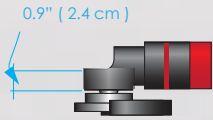
Features & Benefits

- **Gearless Ergonomic Design**
Ergonomic design fits comfortably in the palm.
- **Vibration Reduction**
Composite handle reduces vibration.
- **Feather Control**
Lever throttle for feathering control.
- **Powerful Motor**
7.0 Amp motor delivers high performance in heavy-duty applications.
- **Soft Rubber Pistol Grip**
Offers increased gripping surface and comfort.
- **Longer Life Span**
All ball-bearing construction provides greater durability and longer tool life.



Air Hose Size		Air Exhaust	Length		Net Weight	
inch	mm		inch	mm	lb	kg
1/4	6.4	Rear	11.6	295	1.5	0.7
1/4	6.4	Rear	7.9	200	1.4	0.6
1/4	6.4	Rear	6.9	176	0.8	0.4
3/8	9.5	Rear	6.9	176	1.5	0.7

MASTER PALM® LOW PROFILE PALM MINI SERIES ANGLE GRINDERS



Safety throttle delivers up to 16,500 rpm, only 0.4kg (0.88 lbs) and a mere 101mm (4.0") in length with patented external and internal invention; compact, lightweight. 90° Low profile angle head reaches normal hard to reach and corner areas.



- Patented
- Low Profile
- 80 psi / 5.5 bar
- 81 dB(A)
- 0.25hp / 0.19kw



- Small & compact in size
- Safety Throttle Control
- Light weight & reliable performance
- Tools for confined area and angular corners

38010

Low Profile Palm Mini Series

2" Angle Grinder

- Free Speed: 16500 rpm
- Optional Muffler MSA-005A



2" Grinding Wheel Sets are available

Used for easy operation at hard to reach area and angular surfaces, sold separately.

*Kit set includes:

QTY	SKU	Description
1	58020	2" Right Angle Grinder
1	MSA-005A	Mini Muffler Hose Kit
10	MSA-3072	2" Grinding Wheel T-27
1	WO-011	11mm Spanner
1	WO-525	Wheel Spanner
1	MSA-000-01	Nippler
2	MSA-k020A	Blow Mold Case



MSA-K081

Low Profile Palm Mini Series

2" Right Angle Grinder Kit Set

Model No.	Grinding Wheel Size		Free Speed rpm	Air Consumption	
	inch	mm		cfm	m3/min
38010	2.3 x 3/8"	58x9.5	16500	8.5	0.26
38330	3.0 x 3/8"	76x9.5	15000	11.3	0.32

MASTER PALM® LOW PROFILE ANGLE POWER SERIES ANGLE GRINDER

0.9" (2.4 cm)



Provides comfort & performance coexistence, delivering the quality you want when you need it. Built-in speed regulator adds versatility and control to the tool itself for smooth operation and safety with safety throttle.



3" Grinding Wheel

Patented

Low Profile

90 psi / 6.2 bar

89 dB(A)

0.3hp / 0.23kw

38330

Low Profile Angle Power Series

3" Angle Grinder

Free Speed: 15000 rpm Optional Muffler MSA-005A



7.2" (18.4 cm)

- Safety throttle control
- Heavy duty ball bearing
- Built-in air regulator
- Restricted area tool

Features & Benefits



3" Grinding Wheel Sets are available

Used for easy operation at hard to reach area and angular surfaces, sold separately.



Low Profile Angle Design

0.9" (2.4 cm) Low profile angle height design avoid the impossibility for tasks located at the corner area.



Rear Exhaust

Palm mini series and low profile angle series mini die grinders use rear exhaust. You may connect muffler hose for noise reduction.

Air Hose Size		Air Exhaust	Length		Net Weight	
inch	mm		inch	mm	lb	kg
3/16	4.8	Rear	4.0	101	0.9	0.4
1/4	6.4	Rear	7.2	184	1.1	0.5

MASTER PALM® INDUSTRIAL SERIES LOW PROFILE ANGLE GRINDER

Multi-purpose tool designed to grind, sand, brush, sharpen, and deburr. Built-in air regulator, easy handling, and the fixed side handle are for comfort control. Powerful 0.9 hp motor, delivers higher torque, substantially increases work efficiency with its light weight design. Grinding wheels sold separately.

- Small & compact in size
- Safety Throttle Control
- Light weight & reliable performance
- Tools for confined area and angular corners

Low Profile Angle

90 psi / 6.2 bar

93 dB(A)

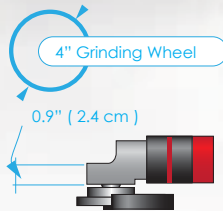
0.9hp / 0.68kw

38410

Low Profile Angle Industrial Series

4" Angle Grinder

- Free Speed: 11000 rpm
- Optional Muffler MSA-006A



Features & Benefits

4" Grinding Wheel Sets are available

Designed for industrial grinders, sold separately.



Low Profile Angle Design

0.9" (2.4 cm) Low profile angle height design avoid the impossibility for tasks located at the corner area.



Industrial Duty Performance

Powerful motor performs better than the conventional industrial grade right angle grinders.

Tool Specification List

Model No.	Grinding Wheel Size		Free Speed rpm	Air Consumption	
	inch	mm		cfm	m3/min
38410	4.0	100	11000	14.1	0.41
31450	4.5	115	11000	15.5	0.45
31460	5.0	127	11000	15.5	0.45

MASTER PALM® INDUSTRIAL SERIES ANGLE GRINDERS

- Heavy duty ball bearing
- Harden steel gear
- safety throttle lock
- Front exhaust with industrial performance



Industrial

90 psi / 6.2 bar

92 dB(A)

1hp / 0.75kw

4.5" Grinding Wheel

Industrial

90 psi / 6.2 bar

92 dB(A)

1hp / 0.75kw

4.5" Grinding Wheel

31450
Industrial Series Side Handle
4.5" Angle Grinder

- Free Speed: 11000 rpm
- *Grinding wheel(s) sold separately.



31460
Industrial Series Side Handle
5" Angle Grinder

- Free Speed: 11000 rpm
- *Grinding wheel(s) sold separately.



Features & Benefits

4.5" & 5" Grinding Wheel Sets are available
Designed for industrial grinder, sold separately.



Front Exhaust
Palm mini series and low profile angle series mini die grinders use rear exhaust. You may connect muffler hose for noise reduction.



Side Handle Design
Provides extra support and strength when operate the tool holding the side and the grip to empower your grinding strength.

Air Hose Size		Air Exhaust	Length		Net Weight	
inch	mm		inch	mm	lb	kg
3/8	9.5	Rear	6.1	155	3.3	1.5
3/8	9.5	Front	8.3	211	4.2	1.9
3/8	9.5	Front	8.3	211	4.2	1.9

MASTER PALM® INDUSTRIAL SERIES PNEUMATIC BLASTER / ERASER

Master Palm Industrial Pneumatic Blaster / Eraser is constructed with individually re-enforced parts and components and can be used for intensive and long hours of use. The blaster is built to optimize the performance of the belts and erasers.

The high torque design with reduced free speed for better efficient performance and safe operation. The in-line design with adjustable side handle is designed for left handed and right handed tool users to gain increased control, flexibility and access during surface preparation tasks.



Industrial

90 psi / 6.2 bar

93 dB(A)

0.9hp / 0.68kw

38670

Industrial Series

Pneumatic Blaster / Eraser

- Free Speed: 2800 rpm
- Optional Muffler MSA-006A

Model No.	Compatible Collet Sizes					Free Speed	Air Consumption	
	inch	inch	mm	mm	mm		cfm	m3/min
38670	1/4	1/8	8	6	3	2800	14.1	0.41

A MSA-302B Eraser Pad**About Master Palm Eraser**

Eraser pads work like a magic eraser to remove stain and other debris left on the material. The features are listed below:

- Sticker glue remover for car re-painting.
- Gear shape avoids over heating.
- Thicker than regular, longer life span, highly durable.
- Faster remove unwanted spots.
- Center support design maintain eraser pad shape.



B MSA-302C Claw-Type Wire Blaster Wheel

C MSA-302D Straight Type Wire Blaster Wheel

About Master Palm Metal Blaster Wheel

The metal blaster wheel removes corrosion, mill scale and protective coatings. It also can be used on non-ferrous metals, providing crack growth resistance, improved fatigue life, and improved corrosion resistance. It also provides surfaces free from thermal damage and heat marking.

**Safety Lever For Easy Control**

Safety lever throttle with positive grip provides easy tool and speed control.

**Rear Exhaust**

The straight die grinders and stripping tools use rear exhaust. You may connect muffler hose for noise reduction.

**For Industrial Use**

Side handle can be rotated to right or left for left or right handed tool users and provided increased strength support.

Air Hose Size		Air Exhaust	Length		Net Weight	
inch	mm		inch	mm	lb	kg
3/8	9.5	Rear	7.7	195	1.0	0.5

MASTER PALM® INDUSTRIAL EXTENSIVE SHAFT SERIES INDUSTRIAL ROLL TYPE THROTTLE HORIZONTAL AIR GRINDER



Attach 3" or 4" cutting wheel for metal cutting tasks.



- Industrial
- 90 psi / 6.3 bar
- 91 dB(A)
- 1.2hp / 0.68kw

30550

Industrial Extensive Shaft Series 12" Extensive Shaft

12" Extensive Shaft Industrial Roll Type Throttle Horizontal Air Grinder

Free Speed: 16500 rpm

Model No.	Grinding Wheel Size		Spindle Thread		Free Speed	Air Consumption	
	inch	mm	inch	mm	rpm	cfm	m3/min
30550	3x3/8	76x9.5	3/8	9.5	16500	18.0	0.51

5" ~ 12" Extensive shaft long neck design uses strong internal mechanism which provides tool use a better and more powerful grinder with 2 hands operation that can go beyond normal depth to operate tasks. Side exhaust helps maintain normal temperature without overheating problems. The guard protect the tool users from injury.



Attach 4" Stripping Wheel to remove metal rusts and do polishing process.




Power On/Off Rotatable Switch is designed for long term usage without the hassle of pressing safety clutches.



Attach 4" Surface Finish Wheel to remove rusts and hard to remove surface stains for polishing.

Air Hose Size		Air Exhaust	Length		Net Weight	
inch	mm		inch	mm	lb	kg
3/8	9.5	Side	18.9	480	3.6	1.6

MASTER PALM® INDUSTRIAL EXTENSIVE SHAFT SERIES INDUSTRIAL ROLL TYPE THROTTLE HORIZONTAL AIR GRINDER



- Industrial**
- 90 psi / 6.3 bar**
- 91 dB(A)**
- 1.2hp / 0.68kw**

30540

Industrial Extensive Shaft Series


10" Extensive Shaft Industrial Roll Type Throttle Horizontal Air Grinder

■ Free Speed: 16500 rpm

Features & Benefits



Attach 4" Stripping Wheel to remove metal rusts and do polishing process.



Attach 3" or 4" cutting wheel for metal cutting tasks.

Model No.	Grinding Wheel Size		Spindle Thread		Free Speed	Air Consumption	
	inch	mm	inch	mm	rpm	cfm	m3/min
30540	3x3/8	76x9.5	3/8	9.5	16500	18.0	0.51
30530	3x3/8	76x9.5	3/8	9.5	16500	18.0	0.51

5" ~ 12" Extensive shaft long neck design uses strong internal mechanism which provides tool use a better and more powerful grinder with 2 hands operation that can go beyond normal depth to operate tasks. Side exhaust helps maintain normal temperature without overheating problems. The guard protect the tool users from injury.



Industrial

90 psi / 6.3 bar

91 dB(A)

1.2hp / 0.68kw

30530

Industrial Extensive Shaft Series

5" Extensive Shaft Industrial Roll Type Throttle Horizontal Air Grinder

Free Speed: 16500 rpm

Features & Benefits



Attach 4" Surface Finish Wheel to remove rusts and hard to remove surface stains for polishing.

Power On/Off Rotatable Switch is designed for long term usage without the hassle of pressing safety clutches.



Air Hose Size		Air Exhaust	Length		Net Weight	
inch	mm		inch	mm	lb	kg
3/8	9.5	Side	16.9	430	3.2	1.4
3/8	9.5	Side	11.4	290	2.6	1.2

Sanders & Polishers





4.0" (1.01cm)

Sanders & Polishers



ISO 9001:2008



ISO 9001:2008 CERTIFIED U.K.A.S REG. NO. QAIC / TW / 50320-B

MASTER PALM® LOW PROFILE ANGLE PALM MINI SERIES ORBITAL SANDER

0.9" (2.4 cm)

Low Profile Angle Design
0.9" (2.4 cm) Low profile angle height design avoid the impossibility for tasks located at the corner area.

4.0" (1.01cm)

2" PAD

Low Profile Angle
80 psi / 5.5 bar
81 dB(A)
0.25hp / 0.19kw

58020
Low Profile Angle Palm Mini Series

2" Right Angle Orbital Sander

- Free Speed: 16500 rpm
- Optional Muffler MSA-005A
- Choice of Sticker pad or Velcro Pad
MSA-50121 Sticker Pad
MSA-50122 Velcro Pad

0.9" (2.4 cm)

Low Profile Angle Design
0.9" (2.4 cm) Low profile angle height design avoid the impossibility for tasks located at the corner area.

3" PAD

Low Profile Angle
90 psi / 6.2 bar
81 dB(A)
0.3hp / 0.23kw

58230
Low Profile Angle Heavy Duty Series

3" Right Angle Orbital Sander

- Free Speed: 16500 rpm
- Optional Muffler MSA-005A

Tool Specification List

Model No.	Compatible Pad Size		Orbit Size		Free Speed	Air Consumption	
	inch	mm	inch	mm	rpm	cfm	m3/min
58020	2xM6	50.8xM6	0.12	3	16500	8.5	0.26
58230	3xM6	76.2xM6	0.12	3	16500	11.3	0.32

The random orbit is produced through simultaneously spinning sanding disk and moving it in an ellipse, ensuring that no single part of the abrasive material travels the same path twice.



*Kit set includes:

QTY	SKU	Description
1	58020	2" Right Angle Orbital Sander
1	MSA-005A	Muffer
2		Manual Wrenches
2	MSA-50122	Dual Action Spot Pads
1	MSA-55221	2" Rough Polisher Form Pad
1	MSA-55321	2" Fine Polisher Form Pad
1	MSA-5512	2" Wool Pad
10	MSA-352-240	#240 Sanding Paper

MSA-K083

Low Profile Angle Palm Mini Series

2" Right Angle Orbital Sander Kit Set*

Buffing Accessory Set for Orbital Sanders



MSA-50121 Sticker Sanding Pads
MSA-50122 Velcro Sanding Pads
 Various Grits Sanding Pads.
 Used to scrub and sand off rough surface for better painting.



MSA-55321
 Supreme White Sponge
 After painting, apply dark color refine wax and polish with black or white sponge for refining wax finish.




MSA-50122
 High Quality Wool Pad
 After painting, apply surface rough wax and polish with wool polishing pad for surface rough waxing.

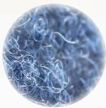


MSA-55221
 Supreme Yellow Sponge
 After painting, apply refine wax and polish with yellow sponge for refining wax finish.

All About Velcro



Hook Pad



Loop Pad

Velcro™

It works on the principle that enough hooks on one side of a fastener would become tangled in enough loops on the other side to form a very strong bond. Applying pressure to a section of velcro can only make it stronger as more loops and hooks connect. Yet if only a few hooks and loops are pulled apart with force, the rest of the Velcro™ will follow with a distinctive ripping sound. Velcro™ sections held under tension, such as a pulley system.

Sticker Type Velcro Pad

It is the backing pad that can also be used with sticker type velcro sanding pads. Just stick and go.



Air Hose Size		Air Exhaust	Length		Net Weight	
inch	mm		inch	mm	lb	kg
3/16	4.8	Rear	4.0	101	0.7	0.3
1/4	6.4	Rear	4.6	116	1.3	0.6

MASTER PALM® LOW PROFILE ANGLE PALM MINI SERIES ROLL-LOCK SANDER

Master Palm mini roll-lock sander is mini size with roll on sander discs, compatible with 3M rolod discs. The tool is used for surface sanding after die casting.



Low Profile Angle

80 psi / 5.5 bar

81 dB(A)

0.25hp / 0.19kw

*Kit set includes:

QTY	SKU	Description
1	58010	2" Roll-Lock Sander
1	MSA-005A	Mini Muffler Hose Kit
1	MSA-31022	2" Roll-on Holder Pad
3	MSA-32221	#150 Red Surface Paper
5	MSA-32222	#150 Blue Surface Paper
5	MSA-32223	#80 Brown Surface Paper
10	MSA-3322-120	#120 Sanding Paper
10	MSA-3322-60	#180 Sanding Paper

58010

Low Profile Angle Palm Mini Series

2" Right Angle Roll-Lock Sander

■ Free Speed: 16500 rpm ■ Optional Muffler MSA-005A

MSA-K082

Low Profile Angle Palm Mini Series


2" Right Angle Roll-Lock Sander Kit Set

Tool Specification List

Model No.	Pad Size		Free Speed	Air Consumption	
	inch	mm		cfm	m3/min
58010	2" x M6	50.8 x M6	16500	8.5	0.26

MASTER PALM® ROLL-LOCK SANDER ACCESSORIES

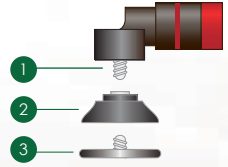
Easy Installation



Easy to Install

Just Match


Roll On Tight



1 Threaded Shaft
Male threaded Shaft on the tool to fit any standard 1/4"-20 thread shaft.

2 Backpad
Rubber back-up pads are available in different degrees of hardness for varying sanding and finishing applications.

3 Accessory
Different types of accessory attachments are also available.

Main Part	SKU	Size	Description
I	MSA-31022	2"	Roll-On Pad
			Roll-On Backpad

Surface Paper	SKU	Diameter	Grits
A	MSA-32221	2"	#150 (Medium)
B	MSA-32222	2"	#300 (Heavy)
C	MSA-32223	2"	#80 (Soft)
D	MSA-32225	2"	Ultra Stripping
E	MSA-32226	2"	Ultimate Stripping
F	MSA-32227	2"	Wool Fine Finishing

Sanding Paper	SKU	Diameter	Grits
G	MSA-3322-24	2"	#24 (Hard)
G	MSA-3322-40	2"	#40 (Hard)
G	MSA-3322-60	2"	#60 (Medium)
G	MSA-3322-80	2"	#80 (Medium)
G	MSA-3322-120	2"	#120 (Fine)
G	MSA-3322-150	2"	#150 (Fine)
G	MSA-3322-240	2"	#240 (Fine)

Air Hose Size		Air Exhaust	Length		Net Weight	
inch	mm		inch	mm	lb	kg
3/16	4.8	Rear	4.0	101	0.7	0.3

MASTER PALM® LOW PROFILE ANGLE PALM MINI SERIES ROLL-LOCK SANDER

Master Palm 1" mini Roll-Lock sander is a specialty tool for detailing. This small tool help tool operator to use powerful sanders in very small area for detail sanding; mini size with roll on sander discs, compatible with 3M roloc discs. The tool is used for surface sanding after die casting.



*Kit set includes:

Low Profile Angle

80 psi / 5.5 bar

81 dB(A)

0.25hp / 0.19kw

QTY	SKU	Description
1	58110	1" Roll-Lock Sander
1	MSA-005A	Mini Muffler Hose Kit
1	MSA-32271	#150 Surface paper
1	MSA-32272	#300 Blue Surface Paper
1	MSA-32273	#80 Brown Surface Paper
1	MSA-32275	Black Ultra Stripping Pad
2	MSA-3327-100	#100 Sanding Paper
2	MSA-3327-60	#60 Sanding Paper
2	MSA-3327-80	#80 Sanding Paper

58110

Low Profile Angle Palm Mini Series

1" Right Angle Roll-Lock Sander

■ Free Speed: 16500 rpm ■ Optional Muffler MSA-005A

MSA-58119

Low Profile Angle Palm Mini Series

1" Right Angle Roll-Lock Sander Kit Set

Tool Specification List

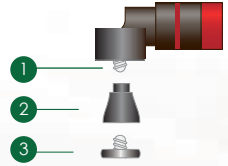
Model No.	Pad Size		Free Speed	Air Consumption	
	inch	mm		cfm	m3/min
58110	1" x M6	25.4 x M6	16500	8.5	0.26

MASTER PALM[®] 1" ROLL-LOCK ACCESSORIES

MSA-310279

Complete 1" Accessory Pack


Complete accessory for 1" roloc sander, available from Master.



1 Easy Collet Fitting
Male threaded Shaft on the tool to fit any standard 1/4"-20 thread shaft.

2 Roll-Lock Backpad
Rubber back-up pads are available in different degrees of hardness for varying sanding and finishing applications, compatible to 3M roloc pads.

3 Accessory
Different types of accessory attachments are also available.

Main Part	SKU	Size	Description	Quantity
1 	MSA-31027	1"	Backpad	1pc

Accessory Pak



Surface Paper	SKU	Diameter	Grits	Quantity
A	MSA-32271	1"	#150 (Medium)	1pc
B	MSA-32272	1"	#300 (Fine)	1pc
C	MSA-32273	1"	#80 (Rough)	1pc
D	MSA-32275	1"	Ultra Stripping	1pc
Sanding Paper	SKU	Diameter	Grits	Quantity
E	MSA-3327-100	1"	#100 (Fine)	2pcs
F	MSA-3327-60	1"	#60 (Rough)	2pcs
G	MSA-3327-80	1"	#80 (Medium)	2pcs

Air Hose Size		Air Exhaust	Length		Net Weight	
inch	mm		inch	mm	lb	kg
3/16	4.8	Rear	4.0	101	0.7	0.3

MASTER PALM® LOW PROFILE ANGLE PALM MINI SERIES DISC SANDER

Smooth sanding choice with this mini disc sander. This disc sander uses valcro sanding discs, easy to install, stick and go. Compatible with 3M valcro sanding discs.



Low Profile Angle

80 psi / 5.5 bar

81 dB(A)

0.25hp / 0.19kw

58030

Low Profile Angle Palm Mini Series

2" Right Angle Disc Sander

Free Speed: 16500 rpm ■ Optional Muffler MSA-005A

*Kit set includes:

QTY	SKU	Description
1	58030	2" Disc Sander
1	MSA-50121	Sticker Pad
1	MSA-352-600	#600 Sanding Paper
1	MSA-352-2000	#2000 Sanding Paper
1	MSA-352-3000	#3000 Sanding Paper
1	MSA-362-1000	#1000 Sanding Paper
1	MSA-362-60	#60 Sanding Paper
1	MSA-362-120	#120 Sanding Paper
1	MSA-362-400	#400 Sanding Paper
1	MSA-5512	Wool Pad
1	MSA-55421	Black Sponge Pad

58039

Low Profile Angle Palm Mini Series

2" Right Angle Disc Sander Kit Set

Features & Benefits

Quick Pad Change

The accessory pads are sticker type, just stick and go on the back pad.



Various Grit Sanding Paper

Each sanding paper is cut in round shape to stick on 2" disc sander.



MSA55421

Black Sponge
Supreme quality black sponge.



MSA-5512

Wool Pad
Premier quality wool pad for polishing.

Tool Specification List

Model No.	Compatible Disc Size		Free Speed rpm	Air Consumption	
	inch	mm		cfm	m3/min
58030	2 x M6	50.8XM6	16500	8.5	0.26
58050	2 x M6	50.8XM6	16500	8.5	0.26

MASTER PALM® LOW PROFILE ANGLE PALM MINI SERIES SANDER

Single action sanding provides steady and even surface sanding result.



Low Profile Angle

80 psi / 5.5 bar

81 dB(A)

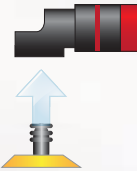
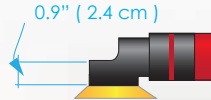
0.25hp / 0.19kw

58050

Low Profile Angle Palm Mini Series


2" Right Angle Sander

■ Free Speed: 16500 rpm ■ Optional Muffler MSA-005A



Back Pad Quick Setup

Just rotate and fasten the back pad with the tool. The back pad has a male shaft to screw in the sander quickly.



Sticker Type Velcro Pad

Comes with Velcro backing pad, optional sticker backing pad available for order.

Features & Benefits

MSA-50123

Back Pads

Conformed to 3M sander accessory specification.



Rear Exhaust

Palm mini series and low profile angle series mini die grinders use rear exhaust. You may connect muffler hose for noise reduction.



Low Profile Angle Design

0.9" (2.4 cm) Low profile angle height design avoid the impossibility for tasks located at the corner area.


Air Hose Size		Air Exhaust	Length		Net Weight	
inch	mm		inch	mm	lb	kg
3/16	4.8	Rear	4.0	101	0.7	0.3
3/16	4.8	Rear	4.0	101	0.7	0.3

MASTER PALM® LOW PROFILE ANGLE PALM MINI SERIES POLISHERS & SANDERS



0.9" (2.4 cm)

2" PAD



0.9" (2.4 cm)

3" PAD

Mini Series

80 psi / 5.5 bar

81 dB(A)

0.25hp / 0.19kw

58080
Low Profile Angle Palm Mini Series
Right Angle 2" Polisher

- Free Speed: 4500rpm
- Optional Muffler MSA-005A

Mini Series

80 psi / 5.5 bar

81 dB(A)

0.25hp / 0.19kw

58040
Low Profile Angle Palm Mini Series
Right Angle 3" Polisher

- Free Speed: 4000 rpm
- Optional Muffler MSA-005A

Features & Benefits



Choice of 2" or 3" Pad Model

The single action polisher comes with 2 different pad size models, respectively 2" and 3" ones for small to medium area polishing.

- Complete accessory kit available
- Small, compact & light Weight
- Accessory conformed to 3M Spec.



Rear Exhaust

Palm mini series and low profile angle series mini die grinders use rear exhaust. You may connect muffler hose for noise reduction.




Low Profile Angle Design

0.9" (2.4 cm) Low profile angle height design avoid the impossibility for tasks located at the corner area.

Tool Specification List

Model No.	Compatible Pad Size		Free Speed rpm	Air Consumption	
	inch	mm		cfm	m3/min
58080	2 xM6	50.8XM6	4500	8.5	0.26
58040	3xM6	76.2XM6	4000	8.5	0.26
58060	L0.97xL0.97xL0.97xH73	L24.6xL24.6xL24.6xH 73	3800	8.5	0.26
58070	1.2	30	7500	8.5	0.26

Master Palm detail sander and finger sander are your solution for curve edges, cornersanding that normal sanders and polishers can not do.



- Finish-polishing of any curved surfaces and uneven area on woodcraft and metal surface.
- Polishing of primary coat for automobile, high quality steel plate, FRP.
- Base metal finish, finishing or peeling of outer layer.
- Removal of rust, blemish from metal.



- Low Profile Angle
- 80 psi / 5.5 bar
- 81 dB(A)
- 0.25hp / 0.19kw
- 0.12" / 3 mm Orbit

58060
Low Profile Angle Palm Mini Series
Detail Polisher

■ Free Speed: 3800 rpm ■ Optional Muffler MSA-005A



- Low Profile Angle
- 80 psi / 5.5 bar
- 81 dB(A)
- 0.25hp / 0.19kw
- 0.12" / 3 mm Orbit


58070
Low Profile Angle Palm Mini Series
Finger Sander

■ Free Speed: 7500 rpm ■ Optional Muffler MSA-005A

Kit Set Combo



58069
Include various detail polisher accessories
Detail Polisher Kit Set



58079
Include various finger sander accessories
Finger Sander Kit Set

Air Hose Size		Air Exhaust	Length		Net Weight	
inch	mm		inch	mm	lb	kg
3/16	4.8	Rear	4.6	116	1.3	0.6
3/16	4.8	Rear	4.6	116	1.3	0.6
3/16	4.8	Rear	4.6	116	1.8	0.8
3/16	4.8	Rear	4.0	101	1.8	0.8

MASTER PALM® LOW PROFILE ANGLE INDUSTRIAL SERIES POLISHERS



1.3" (3.2 cm)



Low Profile Angle

90 psi / 6.2 bar

85 dB(A)

0.9hp / 0.68kw

58410, 58420, 58430

Low Profile Angle Industrial Series

6", 5", and 3" Pad(s)

Industrial Angle Polishers

- Free Speed: 2200 rpm
- Optional Muffler MSA-006A

Model No.	Compatible Pad Size		Free Speed rpm	Air Consumption	
	inch	mm		cfm	m3/min
58410	6x5/8T	152x5/8T	2200	14.1	0.41
58420	5x5/8T	127x5/8T	2200	14.1	0.41
58430	3x5/8T	76x5/8T	2200	14.1	0.41

Power Saving Motor

Low Air Consumption Motor with operative 0.9 hp (not burst horse power).

Single Hand Lifiable Light Weight

The tool in of itself is light weight and can be lifted just by one hand. Reduced weight for easy operation without pulling stress on your wrist.

1" (2.536 cm) Diameter Head

New and Strong mini head design to fit into confined area.

6",5", and 3" Pad Design

Large 6" and 5" pads allow users to polish large area with ease. Users can also choose 3" pad model to do detail polishing.

Narrow Area Task Tool with Specialty Low Profile Angle Height

New low profile angle head design only 3.2 cm tall (1.3 inch).



Optional Muffler Hose Connect


Users can select to connect to muffler hose in order to reducing noise during tool operation.

Side Handle Grip

Empower your strength with smooth side handle grip.



6" PAD
58410



5" PAD
58420



3" PAD
58430

Air Hose Size		Air Exhaust	Length		Net Weight	
inch	mm		inch	mm	lb	kg
3/8	9.5	Rear	8.5	216	3.3	1.5
3/8	9.5	Rear	8.5	216	3.3	1.5
3/8	9.5	Rear	8.5	216	3.3	1.5

MASTER PALM® INDUSTRIAL ANGLE SERIES 6" ANGLE POLISHERS

3.2" (8.2 cm)



6" PAD

Low Profile Angle


90 psi / 6.2 bar

85 dB(A)

0.9hp / 0.68kw

58400

Industrial Angle Series

6" Industrial Angle Polisher
■ Free Speed: 2200rpm
 ■ Optional Muffler MSA-006A
**Features & Benefits****100% Wool Pad**

Master Palm uses the best quality for tools and accessory. The wool pad is 100% wool, providing better performance and polishing result.

**6" Wool Pad Attachment**

Use the high quality wool pad to polish larger surface area with this 6" pad base.

**Smart Air Flow Control Safety Lever**

Equipped with smart safety lever for better airflow control .

**Single Hand Liftable Light Weight**

Reduced weight for easy operation without putting stress on your wrist with side handle support.

Model No.	Compatible Pad Size		Free Speed rpm	Air Consumption	
	inch	mm		cfm	m3/min
58400	6x5/8T	152x5/8T	2200	14.1	0.41
51470	7x5/8T	177x5/8T	4500	14.1	0.41
51700	7x5/8T	177x5/8T	2500	15.5	0.45

MASTER PALM® INDUSTRIAL SERIES 7" POLISHERS

- Industrial
- 90 psi / 6.2 bar
- 90 dB(A)
- 0.9hp / 0.68kw



51470

Industrial Series

7" Industrial Angle Polisher

Free Speed: 4500 rpm

- Industrial
- 90 psi / 6.2 bar
- 90 dB(A)
- 0.9hp / 0.68kw




51700

Industrial Series

7" Industrial Angle Polisher


Free Speed: 2500 rpm

Features & Benefits



Front Exhaust

For large area polishing, this industrial angle polisher with 7" pad comes with front exhaust to help you sweep away dust amid operation.



Auto Release Trigger

Control tool air flow with the easy release trigger design.



Low Vibration Design

Special internal smarty mechanism to avoid huge vibration during operation.



Single Hand Support

Side handle support strengthen tool operation and empower your ability to accomplish job effectively without consuming too much labor.

Air Hose Size		Air Exhaust	Length		Net Weight	
inch	mm		inch	mm	lb	kg
3/8	9.5	Rear	8.5	216	3.3	1.5
3/8	9.5	front	7.0	178	6.4	2.9
3/8	9.5	front	7.0	178	6.4	2.9

MASTER PALM® HEAVY DUTY SERIES DUAL ACTION ORBITAL PALM SANDERS

Orbit Size: 0.2" / 5.0 mm



Heavy Duty

90 psi / 6.2 bar

79 dB(A)

0.9hp / 1.2kw



MPT 57500

Heavy Duty Series

5" Dual Action Orbital Palm Sander

- Free Speed 11000 rpm

Features & Benefits

- Light Weight Design**
The palm sander is light weight and compact in size, suitable for both genders to use.
- Strong Metal Rotor**
The strong rotor use harden metal for industrial performance.
- Long Life Span**
The tool in of itself has a long life span with quality parts and smartly mechanism.
- Highly Durable, Long Hour Operation Design**
With all the good quality parts and components and industrial mechanism design, the sander is designed for long hour operation with high durability.
- Steady Vibration**
The sander delivers even sanding result with smooth and steady vibration without affecting your task.
- For Auto. & Wood Working**
The tool is designed for automotive and wood working industries.

Model No.	Compatible Pad Size		Orbit Size		Free Speed	Air Consumption	
	inch	mm	inch	mm	rpm	cfm	m3/min
57500	5x5/16T	127x5/16T	0.2	5	11000	9.9	0.28
57600	6x5/16T	152x5/16T	0.2	5	11000	9.9	0.28

Master Palm palm sanders are made with highest quality components with high level bearing for long duration steady operation. The orbital design enables the best tool performance in the dual action mode, and the orbital sanders are also easy to disassemble for maintenance.



MPT 57600

Heavy Duty Series

6" Dual Action Orbital Palm Sander

Free Speed: 11000 rpm



Rear Exhaust

Palm mini series and low profile angle series mini die grinders use rear exhaust. You may connect muffler hose for noise reduction.



Light Weight Design

The palm sander is not only small in size, but it is also light weight driven. Users can easily operate the sander without problems.



Choice of 5" pad or 6" pad model

Choice of 5" or 6" pad model for order or order both models.

Air Hose Size		Air Exhaust	Length		Net Weight	
inch	mm		inch	mm	lb	kg
1/4	6.4	Rear	4.6	117	2.0	0.9
1/4	6.4	Rear	4.6	117	2.0	0.9

MASTER PALM® HEAVY DUTY SERIES DUAL ACTION ORBITAL PALM SANDERS

Orbit Size: 0.1" / 2.5mm



Heavy Duty

90 psi / 6.2 bar

79 dB(A)

0.9hp / 1.2kw



MPT 57530

Heavy Duty Series

5" Dual Action Orbital Palm Sander

- Free Speed 11000 rpm

Features & Benefits

- Light Weight Design**
The palm sander is light weight and compact in size, suitable for both genders to use.
- Strong Metal Rotor**
The strong rotor use harden metal for industrial performance.
- Long Life Span**
The tool in of itself has a long life span with quality parts and smartly mechanism.
- Highly Durable, Long Hour Operation Design**
With all the good quality parts and components and industrial mechanism design, the sander is designed for long hour operation with high durability.
- Steady Vibration**
The sander delivers even sanding result with smooth and steady vibration without affecting your task.
- For Auto. & Wood Working**
The tool is designed for automotive and wood working industries.

Model No.	Compatible Pad Size		Orbit Size		Free Speed	Air Consumption	
	inch	mm	inch	mm	rpm	cfm	m3/min
57530	5x5/16T	127x5/16T	0.1	2.5	11000	9.0	0.28
57630	6x5/16T	152x5/16T	0.1	2.5	11000	9.0	0.28

Master Palm palm sanders are made with highest quality components with high level bearing for long duration steady operation. The orbital design enables the best tool performance in the dual action mode, and the orbital sanders are also easy to disassemble for maintenance.



6" PAD

3.03" (7.7 cm)

Heavy Duty

90 psi / 6.2 bar

79 dB(A)

0.9hp / 1.2kw

MPT 57630

Heavy Duty Series

6" Dual Action Orbital Palm Sander

Free Speed: 11000 rpm

**Rear Exhaust**

Palm mini series and low profile angle series mini die grinders use rear exhaust. You may connect muffler hose for noise reduction.

**Light Weight Design**

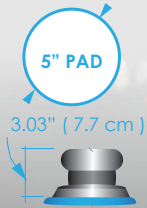
The palm sander is not only small in size, but it is also light weight driven. Users can easily operate the sander without problems.

**Choice of 5" pad or 6" pad model**

Choice of 5" or 6" pad model for order or order both models.

Air Hose Size		Air Exhaust	Length		Net Weight	
inch	mm		inch	mm	lb	kg
1/4	6.4	Rear	4.6	117	2.0	0.9
1/4	6.4	Rear	4.6	117	2.0	0.9

MASTER PALM® HEAVY DUTY SERIES CENTRAL VACUUM DUAL ACTION DUST COLLECT ORBITAL PALM SANDERS



Central Vacuum

90 psi / 6.2 bar

79 dB(A)

0.9hp / 1.2kw



Central Vacuum

90 psi / 6.2 bar

79 dB(A)

0.9hp / 1.2kw



57510

Heavy Duty Series

5" Central Vacuum Dual Action Orbital Palm Sander

Free Speed: 11000 rpm

57610

Heavy Duty Series

6" Central Vacuum Dual Action Orbital Palm Sander

Free Speed: 11000 rpm

Features & Benefits



1. Air Hose Connector:

Connect to air hose for powering up the sander.

2. Dust Collect Outlet:

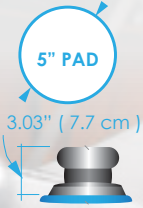
Connect with central dust collector to collect all dust.

3. Central Vacuum Dust Collect

Provides comforts while operating applications required more strength and long duration usage comforts.

Model No.	Pad Size		Orbit Size		Free Speed	Air Consumption	
	inch	mm	inch	mm	rpm	cfm	m3/min
57510	5x5/16T	127.0x5/16T	0.2	5	11000	9.9	0.28
57610	6x5/16T	152.4x5/16T	0.2	5	11000	9.9	0.28
57560	5x5/16T	127.0x5/16T	0.1	2.5	11000	9.9	0.28
57660	6x5/16T	152.4x5/16T	0.1	2.5	11000	9.9	0.28

Master Palm® dust collect palm sanders are light weight, less vibration with low noise for higher productivity. A great choice sander for finish film and mirco abrasive pads.



- Central Vacuum
- 90 psi / 6.2 bar
- 79 dB(A)
- 0.9hp / 1.2kw



- Central Vacuum
- 90 psi / 6.2 bar
- 79 dB(A)
- 0.9hp / 1.2kw




57560
Heavy Duty Series
**5" Central Vacuum
Dual Action Orbital Palm Sander**

Free Speed: 11000 rpm

57660
Heavy Duty Series
**6" Central Vacuum
Dual Action Orbital Palm Sander**

Free Speed: 11000 rpm



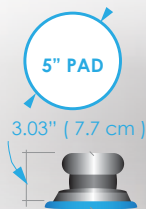
6 Hole Hook and Loop Pad
Polyurethane pad with tapered edge allows access to inside edges. Random orbit action leaves no swirl marks for a superior quality finish.

High Speed Driven
11000 rpm high speed with built-in air regulator.



Air Hose Size		Air Exhaust	Length		Net Weight	
inch	mm		inch	mm	lb	kg
1/4	6.4	Rear	6.3	160	2.0	0.9
1/4	6.4	Rear	6.3	160	2.2	1.0
1/4	6.4	Rear	6.9	175	2.0	0.9
1/4	6.4	Rear	6.9	175	2.1	1.0

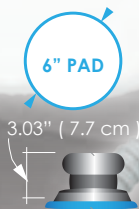
MASTER PALM® HEAVY DUTY SERIES DUAL ACTION DUST COLLECT ORBITAL PALM SANDERS



- Self-Vacuum
- 90 psi / 6.2 bar
- 79 dB(A)
- 0.9hp / 1.2kw

57520
Heavy Duty Series
**5" Self-Generated Vacuum
Dual Action Orbital Palm Sander**

Free Speed: 11000 rpm ■ Dust Collection Bag Included




- Self-Vacuum
- 90 psi / 6.2 bar
- 79 dB(A)
- 0.9hp / 1.2kw

57620
Heavy Duty Series
**6" Self-Generated Vacuum
Dual Action Orbital Palm Sander**

Free Speed: 11000 rpm ■ Dust Collection Bag Included


Features & Benefits



- 1. Air Hose Connector:**
Connect to air hose for powering up the sander.
- 2. Self Dust Collect Hose:**
Dust collect hose connect between sander and the bag.
- 3. Dust Collect Bag:**
Dust collecting bag, easy to collect, works like a vacuum cleaner system.



Self Dust Collect System
Self dust collect system sander comes with a dust collect bag, where you hook on the dust collect connector.



Dust Collect Bag Design
Self-generated Vacuum collects all the dust into the dust collect bag connected to the hose.

Model No.	Pad Size		Orbit Size		Free Speed	Air Consumption	
	inch	mm	inch	mm	rpm	cfm	m3/min
57520	5x5/16T	127.0x5/16T	0.2	5	11000	9.9	0.28
57620	6x5/16T	152.4x5/16T	0.2	5	11000	9.9	0.28
57550	5x5/16T	127.0x5/16T	0.1	2.5	11000	9.9	0.28
57650	6x5/16T	152.4x5/16T	0.1	2.5	11000	9.9	0.28

New palm handheld design with noise reduction via special ventilation system. Up to 75% anti-vibration design comparing to traditional palm sanders. Dual action design provides refining and swirl free surface sanding. Dust-free outlet for use with included 6 hole dust collect pad connected to the dust collect hose. Available in 5" and 6" pad size.



- Self-Vacuum
- 90 psi / 6.2 bar
- 79 dB(A)
- 0.9hp / 1.2kw

57550
Heavy Duty Series
**5" Self-Generated Vacuum
Dual Action Orbital Palm Sander**


Free Speed: 11000 rpm Dust Collection Bag Included



- Self-Vacuum
- 90 psi / 6.2 bar
- 79 dB(A)
- 0.9hp / 1.2kw

57650
Heavy Duty Series
**6" Self-Generated Vacuum
Dual Action Orbital Palm Sander**

Free Speed: 11000 rpm Dust Collection Bag Included



6 Hole Hook and Loop Pad
Polyurethane pad with tapered edge allows access to inside edges. Random orbit action leaves no swirl marks for a superior quality finish.

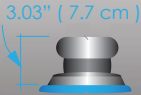
High Speed Driven
11000 rpm high speed with built-in air regulator.



Air Hose Size		Air Exhaust	Length		Net Weight	
inch	mm		inch	mm	lb	kg
1/4	6.4	Rear	6.9	175	2.0	0.9
1/4	6.4	Rear	6.9	175	2.1	1.0
1/4	6.4	Rear	6.3	160	2.0	0.9
1/4	6.4	Rear	6.3	160	2.2	1.0

MASTER PALM® HEAVY DUTY SERIES CENTRAL VACUUM DUAL ACTION DUST COLLECT ORBITAL PALM SANDERS

Master Palm® dust collect palm sanders are light weight, less vibration with low noise for higher productivity. A great choice sander for finish film and mirco abrasive pads.




- Heavy Duty
- 90 psi / 6.2 bar
- 79 dB(A)
- 0.9 hp / 1.2kw

57630
Heavy Duty Series
**6" Central Vacuum
Dual Action Orbital Palm Sander**

Free Speed: 11000 rpm

Features & Benefits



6 Hole Hook and Loop Pad
Polyurethane pad with tapered edge allows access to inside edges. Random orbit action leaves no swirl marks for a superior quality finish.

High Speed Driven
11000 rpm high speed with built-in air regulator.



- 1. Air Hose Connector:**
Connect to air hose for powering up the sander.
- 2. Dust Collect Outlet:**
Connect with central dust collector to collect all dust.

Model No.	Compatible Pad Size		Free Speed rpm	Air Consumption	
	inch	mm		cfm	m3/min
57630	6x5/16T	152x5/16T	11000	9.9	0.28
56400	3xM6	76xM6	6000	11.3	0.32

MASTER PALM® GEARLESS SERIES

30 DEGREE 3" ORBITAL SANDER

Durable composite housing resists chemicals and extreme temperature. Compatible with 3M valcro accessory. 30 degree can be useful and convient to do any hard-wark.

3" PAD

Composite Series

90 psi / 6.2 bar

85 dB(A)


0.3hp / 0.23kw

56400

Gearless Series

Composite Housing
3" Orbital Sander

Free Speed: 6000 rpm



Sticker & Velcro Pads

Comes with velcro backing pad. Optional sticker pad for order.

Features & Benefits

- Chemical Resistance**
Industrial composite material prevent regular acid glue to destroy the surface of the tool itself.
- 30 Degree Angle Grip Design**
30 degree grip shape design helps user to avoid injury on their wrist while using the tool.
- Accessory conformed to 3M spec**
Tool users can easily purchase universal and 3M type accessory for this tool at their own choice and preference.



Rear Exhaust

The tool comes with rear exhaust with extra air regulator.



Safety Lever Design

The tool uses safety lever design where users can also easily control the air flow easily.

Air Hose Size		Air Exhaust	Length		Net Weight	
inch	mm		inch	mm	lb	kg
1/4	6.4	Rear	4.6	177	2.0	0.9
1/4	6.4	Rear	7.2	183	1.5	0.7

MASTER PALM® HEAVY DUTY SERIES 3" PISTOL GRIP POLISHING BUFFER

Smooth operation choice with this orbital sander, this sander use loop & hook pad, easy to install. Just tap and go. The pistol grip maximizes control and maneuverability. The ball-bearing construction enhances durability and smooth power delivery.



- Turbo Series
- 90 psi / 6.2 bar
- 85 dB(A)
- 0.5hp / 0.38kw

51500

Heavy Duty Series

3" Pistol Grip Polishing Buffer

- Free Speed: 3500 rpm
- Optional Muffler MSA-006



Features & Benefits

- Rubber Grip Design**
Rubber grip design enables users to hold the tool tightly without getting loose easily.
- Strong & Durable Bearing**
The ball-bearing construction enhances durability and smooth power delivery.
- Accessory conformed to 3M spec**
Tool users can easily purchase universal and 3M type accessory for this tool at their own choice and preference.

Model No.	Compatible Pad Size		Free Speed	Air Consumption	
	inch	mm	rpm	cfm	m3/min
51500	3xM6	76xM6	3500	13.4	0.39



Sticker & Velcro Pads
Comes with velcro backing pad. Optional sticker pad for order.

MSA-55322

MSA-5513



MSA-55222



MSA-5603
3" Buffing Pad Pack

- MSA-5513 Wool Pad
- MSA-5322 Yellow Wavy Form Pad
- MSA-55222 White Wavy Form Pad

51509
Heavy Duty Series


Pistol Grip Polishing Buffer Kit Set

■ Kit set include 1 pc of 51500 and accessories 1 pack of MSA-5603 3" Buffing Pad Pack

Features & Benefits



Rear Exhaust
The tool comes with rear exhaust.



Build-in Regulator
Built-in regular provides better air flow control without the hassle of maintaining air flow manually.

Air Hose Size		Air Exhaust	Length		Net Weight	
inch	mm		inch	mm	lb	kg
3/8	9.5	Side	7.9	200	2.5	1.2

MASTER PALM® INDUSTRIAL SERIES BELT SANDERS

Industrial

90 psi / 6.2 bar

85 dB(A)

0.9hp / 0.68kw

51610

Industrial Series

10 mm Belt Sander

Free Speed: 16000 rpm



Features & Benefits



Front Exhaust

The belt sanders use front exhaust for better work environment for tasks.

- Light weight design
- Built-in Regulator
- For auto and wood working industries
- Long life span for long hour operation, highly durable



Protection Guard

51620 Belt sander model comes with a protection guard to prevent tool users from being injured the fast-running sanding belt.




Easy Grip Design

The grip comes with simple easy grip design to providing better tool operation and task performance.

Model No.	Belt Size		Free Speed	Air Consumption	
	mm	inch	rpm	cfm	m3/min
51610	10x330	3/8x13	16000	14.1	0.41
51620	20x520	3/4x20-1/2	16000	14.1	0.41

The sanding belt track can rotate at full 360° and lock in place where the angle you want it to be. They come with front exhaust, an exhaust silencer, and a variable-speed throttle control lever. The narrow belts on these air-powered tools can reach into corners and other tight spots. Sanders have positive belt tracking and belts are easy to change.



Industrial

90 psi / 6.2 bar

85 dB(A)

0.9hp / 0.68kw

51620

Industrial Series

20 mm Belt Sander

Free Speed: 16000 rpm



Item No.	Size	Description	QTY
MSA-38109-80	10mm*330mm	belt sander paper kit for 80 grit	5pcs
MSA-38109-120	10mm*330mm	belt sander paper kit for 120 grit	5pcs
MSA-38109-240	10mm*330mm	belt sander paper kit for 240 grit	5pcs
MSA-38209-80	20mm*520mm	belt sander paper kit for 80 grit	5pcs
MSA-38209-120	20mm*520mm	belt sander paper kit for 120 grit	5pcs
MSA-38209-240	20mm*520mm	belt sander paper kit for 240 grit	5pcs

Air Hose Size		Air Exhaust	Length		Net Weight	
inch	mm		inch	mm	lb	kg
1/4	6.4	Front	11.4	290	1.8	0.8
1/4	6.4	Front	14.2	360	2.4	1.1

Ratchet Wrench





Ratchet Wrenches



ISO 9001:2008

CE

ISO 9001:2008 CERTIFIED

QAIC / TW / 50320

MASTER PALM® PALM MINI SERIES STRAIGHT RATCHET WRENCHES

Palm Mini

80 psi / 5.5 bar

85 dB(A)

0.25hp / 0.19kw


**MAX 25 FT-LB
34 N-m**

1/4" Square Drive

4.7" (12 cm)

61010

Palm Mini Series

1/4" Ratchet Wrench

■ Free Speed: 420 rpm ■ Optional Muffler MSA-005A

Palm Mini

80 psi / 5.5 bar

85 dB(A)

0.25hp / 0.19kw


**MAX 25 FT-LB
34 N-m**

3/8" Square Drive

4.7" (12 cm)

61020

Palm Mini Series

3/8" Ratchet Wrench

■ Free Speed: 420 rpm ■ Optional Muffler MSA-005A

Available Kit Sets

Kit Set Include 2 Sizes of Metric Bolt sockets and one mini ratchet wrench. You may use other socket size no larger than 12 mm on those mini ratchet wrenches.

61039 for 1/2" mini ratchet kit set
61019 for 1/4" mini ratchet kit set
61029 for 3/8" mini ratchet kit set

Kit Set Include 1 ratchet wrench and 2 Sizes of Metric Bolt sock and one mini ratchet wrench, 10mm and 12 mm respectively.



10 mm



12 mm

Tool Specification List

Model No.	Square Drive		Max. Torque		Free Speed	Air Consumption	
	inch	mm	ft-lb	N-m	rpm	cfm	m3/min
61010	1/4	6.4	25	34	420	8.5	0.26
61020	3/8	9.5	25	34	420	8.5	0.26
61030	1/2	12.7	25	34	420	8.5	0.26

Mini Palm Series ratchet wrench is the shortest in size in the market with ambivalent tool features. Tool users can save time and operate in tight space without any hassles. This ratchet wrench is light weight and pocket sized. Just carry and go. Choice of 1/2", 3/8" anvil or 1/4" square drive.

**MAX 25 FT-LB
34 N-m**

1/2" Square Drive

4.7" (12 cm)

Palm Mini Series

80 psi / 5.5 bar

85 dB(A)

0.25hp / 0.19kw

61030

Palm Mini Series

1/2" Ratchet Wrench

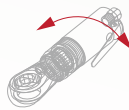
■ Free Speed: 420 rpm ■ Optional Muffler MSA-005A

Features & Benefits



Light Weight

Less than 0.9 pound (0.4kg). Suitable for female and male tool users, reducing stress on your hands and wrists while having your job done right.



Smart Rubber Jacket Design

The rubber jacket increases holding strength by incorporating industrial texture design thermal rubber jacket.



Palm Size Short

Fit in the palm of the hand. Ratchet yoke designed provides additional strength; 4.0" housing grip length shorter than the shortest stubby ratchet.



Quiet Technology

The rear exhaust with baffle system greatly reduce loud noise, using Master muffler hose, it will reduce 3 - 5 more rating points.

Air Hose Size		Air Exhaust	Length		Net Weight	
inch	mm		inch	mm	lb	kg
3/16	4.8	Rear	4.7	120	0.9	0.4
3/16	4.8	Rear	4.7	120	0.9	0.4
3/16	4.8	Rear	4.7	120	0.9	0.4

MASTER PALM[®] STUBBY SERIES STRAIGHT RATCHET WRENCHES

Stubby ratchet wrench is compact & light weight, made to fit in the palm of your hand, great for small engine repair, headlight service work and bench work.



1/4" Square Drive

Stubby Series

90 psi / 6.2 bar

83 dB(A)

0.3hp / 0.23kw



**MAX 20 FT-LB
27 N-m**

**You may use socket size no larger than 13 mm on those mini ratchet wrenches.*

61040

Stubby Series

1/4" Ratchet Wrench

Free Speed: 400 rpm Optional Muffler MSA-005

Why Choose Master Palm Stubby Ratchet Wrenches?



Master Palm Stubby Ratchet

Mini and compact with smaller ratchet yolk but never lose any performance. Fit into your palm allow you to repair under the car hood and have your job in a snap of time.



Traditional Stubby Ratchet

Traditional ratchet wrenches are big and chunky, tool users can hardly use it to repair under the car hood.



Compact Size



Big & Chunky

Model No.	Square Drive		Max. Torque		Free Speed	Air Consumption	
	inch	mm	ft-lb	N-m	rpm	cfm	m3/min
61040	1/4	6.4	20	27	400	8.5	0.26
61050	3/8	9.5	20	27	400	8.5	0.26
61060	1/2	12.7	20	27	400	8.5	0.26

Compact design utilizes high quality bearings and rotor end plates for smooth power output. Ideal for confined areas, like under dashboard work, special reinforced planetary gear with maximum service life, internal ring gear with three planetary gears ,self-lubricated blade to prevent cylinder and end plates from wearing off.

- Stubby Series
- 90 psi / 6.2 bar
- 83 dB(A)
- 0.3hp / 0.23kw

 **MAX 20 FT-LB
27 N-m**

**You may use socket size no larger than 13 mm on those mini ratchet wrenches.*

61050
Stubby Series
3/8" Ratchet Wrench

- Free Speed: 400 rpm
- Optional Muffler MSA-005



- Stubby Series
- 90 psi / 6.2 bar
- 83 dB(A)
- 0.3hp / 0.23kw

 **MAX 20 FT-LB
27 N-m**

**You may use socket size no larger than 13 mm on those mini ratchet wrenches.*

61060
Stubby Series
1/2" Ratchet Wrench

- Free Speed: 400 rpm
- Optional Muffler MSA-005



Features & Benefits



Compact In Size
Shorter stubby ratchet wrench design than the traditional ratchet, weight only 1.1lb (0.5kg), easy to lift up by male and female tool users.



Speed Control
Easy holding safety clutch for controlling speed.



Rear Exhaust
The stubby ratchet wrenches use the rear exhaust that allow users to operate the tool with ease during tool operation.



Ratchet Head Protection
The rubber jacket protect the ratchet head from scratch and other damage to the surface during operation.

Air Hose Size		Air Exhaust	Length		Net Weight	
inch	mm		inch	mm	lb	kg
1/4	6.4	Rear	5.9	150	1.0	0.5
1/4	6.4	Rear	5.9	150	1.0	0.5
1/4	6.4	Rear	5.9	150	1.0	0.5

MASTER PALM[®] SMART SERIES STRAIGHT RATCHET WRENCHES

Master Palm ratchet wrenches use the most modern technology and are designed for industrial usage with **full torque on reverse**. Easy switch to tighten the anvil without relying on extra tools.

**68140**

Smart Series

1/2" Ratchet Wrench

Free Speed: 240 rpm Optional Muffler MSA-006A



MAX 90 FT-LB
125 N-m

68130

Smart Series

3/8" Ratchet Wrench

Free Speed: 350 rpm Optional Muffler MSA-006A



MAX 90 FT-LB
125 N-m

Model No.	Square Drive		Max. Torque		Free Speed	Air Consumption	
	inch		ft-lb	N-m	rpm	cfm	m3/min
68140	1/2	12.7	90	125	240	14.1	0.41
68130	3/8	9.5	90	125	240	14.1	0.41
66160	1/2	12.7	50	68	240	13.4	0.39
66150	3/8	9.5	50	68	240	13.4	0.39

MASTER PALM® COMPOSITE SERIES STRAIGHT RATCHET WRENCHES

Low noise exhaust adjusts 360° - keeping air flow away from operator. Air regulator integrated into air inlet adjusts torque output. Suitable for use in the engine bay where there is limited space.




1/2" Square Drive

A. 360 Rotatable Exhaust
The 360 degree rotatable air exhaust design is made to adjust the direction where air flow is coming out. Tool users can adjust the direction accordingly for keeping air flow away from them during operation.

16.0" (40.6 cm)

Composite
90 psi / 6.2 bar
85 dB(A)
0.5hp/0.38kw



3/8" Square Drive

A. 360 Rotatable Exhaust
The 360 degree rotatable air exhaust design is made to adjust the direction where air flow is coming out. Tool users can adjust the direction accordingly for keeping air flow away from them during operation.

16.0" (40.6 cm)

Composite
90 psi / 6.2 bar
85 dB(A)
0.5hp/0.38kw

66160

Composite Series

1/2" Ratchet Wrench

Free Speed: 240 rpm Optional Muffler MSA-006A



**MAX 50 FT-LB
68 N-m**

66150

Composite Series

3/8" Ratchet Wrench

Free Speed: 240 rpm Optional Muffler MSA-006A



**MAX 50 FT-LB
68 N-m**

Air Hose Size		Air Exhaust	Length		Net Weight	
inch	mm		inch	mm	lb	kg
3/8	9.5	Rear	10.0	253	2.6	1.2
3/8	9.5	Rear	10.0	253	2.6	1.2
3/8	9.5	360 Degree	16.0	406	2.7	1.22
3/8	9.5	360 Degree	16.0	406	2.7	1.22

Impact Wrenches



ISO 9001:2008

CE

ISO 9001:2008 CERTIFIED

QAIC / TW / 50320



Impact Wrenches

MASTER PALM® MINI SERIES JUMBO HAMMER IMPACT WRENCH



Jumbo Hammer

0.75 hp / 0.56 kw

90 psi / 6.2bar

87 dB(A)



68520

Mini Series

1/2" Square Drive

Jumbo Hammer Impact Wrench

Free Speed: 11000 rpm

Features & Benefits

A. 1/2" Square Drive Wobble Anvil

Special patented wobble anvil fits all universal type socket, positions regular socket within 15 degree angle range side by side. Safer & Easier Operation.

B. Twin Hammer Design

The most durable of hammer design is excellent for use in heavy duty industrial jobs, using 2 identical hammers that deliver an instantaneous balanced blow, reducing vibration and transferring more torque to the drive end of the anvil than any other mechanism on the market.

C. Light Weight & Free Maintenance

Oil free design with light weight aluminum housing, ready to use at any time.

D. Speed Control Switch

Safety driven reverse switch control, avoiding push button type switch for accidental direction switch.

E. Rubber Cushion Grip

Extended holding comforts provide vibration resistance during operation.

F. Power & Reliable Air Flow Control

Ensure maximum performance control and ease to maintain for a longer life span.

Model No.	Square Drive		Max. Torque		Free Speed	Air Consumption	
	inch	mm	ft-lb	N-m	rpm	cfm	m3/min
68520	1/2	12.7	480	650	11000	18.0	0.51
68530	1/2	12.7	550	746	11000	14.1	0.41

MASTER PALM® MINI SERIES

TWIN HAMMER IMPACT WRENCH



Twin Hammer

0.75 hp / 0.56 kw

90 psi / 6.2bar

87 dB(A)

68530

Mini Series

1/2" Square Drive

Twin Hammer Impact Wrench

Free Speed: 11000 rpm



Features & Benefits



Speed Control Switch

Safety driven reverse switch control, avoiding push button type switch for accidental direction switch.



Rubber Cushion Grip

Extended holding comforts provide vibration resistance during operation.



Twin Hammer Design

The most durable of hammer design is excellent for use in heavy duty industrial jobs, using 2 identical hammers that deliver an instantaneous balanced blow.

- Light weight, small and mini
- Long duration usage design
- Powerful and Reliable
- Lower noise with quiet technology
- Heavy duty
- Twin hammer design
- Turbo speed with high speed design

Air Hose Size		Air Exhaust	Length		Net Weight	
inch	mm		inch	mm	lb	kg
3/8	9.5	Side	3.9	99	3.00	1.4
3/8	9.5	Side	4.3	108	3.42	1.4

MASTER PALM® BALANCE WEIGHT SERIES IMPACT WRENCH



- Twin Hammer**
- Balance Weight**
- 90 psi / 6.2bar**
- 87 dB(A)**
- 0.3hp / 0.23kw



68240
Balance Weight Series
**1/2" Square Drive
Twin Hammer Impact Wrench**

Free Speed: 11000 rpm

Features & Benefits

Kit Set Selection

Each kit set comes with 1 choice of mini air impact and 4 pcs 6 points sockets .



MPT 68249
1/2" Drive Mini Air Impact Set

A. Twin Hammer Design

The most durable of hammer design is excellent for use in heavy duty industrial jobs, using 2 identical hammers that deliver an instantaneous balanced blow, reducing vibration and transferring more torque to the drive end of the anvil than any other mechanism on the market.

B. Light Weight & Free Maintenance

Oil free design with light weight aluminum housing, ready to use at any time.

C. Direction Switch

Safety driven reverse switch control, avoiding push button type switch for accidental direction swtiching.

E

Model No.	Square Drive		Max. Torque		5 sec Torque		I.P.M.	Free Speed	Air Consumption	
	inch	mm	ft-lb	N-m	ft-lb	N-m	times	rpm	cfm	m3/min
68240	1/2	12.7	500	678	450	610	1500	11000	13.4	0.39
68200	3/8	9.5	350	475	300	407	1500	11000	13.4	0.39

MASTER PALM[®] BALANCE WEIGHT SERIES IMPACT WRENCH



Twin Hammer

Balance Weight

90 psi / 6.2bar

87 dB(A)

**MAX
350 FT-LB
475 N-m**

68200

Balance Weight Series

3/8" Square Drive

Twin Hammer Impact Wrench

Free Speed: 11000 rpm



Twin Hammer Design

The most durable of hammer design is excellent for use in heavy duty industrial jobs, using 2 identical hammers that deliver an instantaneous balanced blow.

D. Speed Control Switch

Safety driven reverse switch control, avoiding push button type switch for accidental direction switch.

E. Rubber Cushion Grip

Extended holding comforts provide vibration resistance during operation.


F. Power & Reliable Air Flow Control

Ensure maximum performance control and ease to maintain for a longer life span.

- Light weight, small and mini
- Long duration usage design
- Powerful and Reliable
- Lower noise with quiet technology
- Heavy duty
- Twin hammer design
- Turbo speed with high speed design

Air Hose Size		Air Exhaust	Length		Net Weight	
inch	mm		inch	mm	lb	kg
3/8	9.5	Side	4.6	117	3.3	1.5
3/8	9.5	Side	4.6	117	3.3	1.5

MASTER PALM® BALANCE WEIGHT SERIES IMPACT WRENCH



Non-Wobble Type Anvil Design

Comparing to non-wobble type anvil, users can not adjust the angle of socket but work on

Twin Hammer

Balance Weight

90 psi / 6.2bar

87 dB(A)



68230

Balance Weight Series

1/2" Square Drive

Twin Hammer Impact Wrench

Free Speed: 10000 rpm

Features & Benefits

A. 1/2" Square Drive Wobble Anvil

Special patented wobble anvil fits all universal type socket, positions regular socket within 15 degree angle range side by side. Safer & Easier Operation.

B. Twin Hammer Design

The most durable of hammer design is excellent for use in heavy duty industrial jobs, using 2 identical hammers that deliver an instantaneous balanced blow, reducing vibration and transferring more torque to the drive end of the anvil than any other mechanism on the market.

C. Light Weight & Free Maintenance

Oil free design with light weight aluminum housing, ready to use at any time.

D. Speed Control Switch

Safety driven reverse switch control, avoiding push button type switch for accidental direction switch.

E. Rubber Cushion Grip

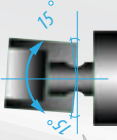
Extended holding comforts provide vibration resistance during operation.

F. Power & Reliable Air Flow Control

Ensure maximum performance control and ease to maintain for a longer life span.

Model No.	Square Drive		Max. Torque		5 sec Torque		I.P.M.	Free Speed	Air Consumption	
	inch	mm	ft-lb	N-m	ft-lb	N-m	times	rpm	cfm	m3/min
68230	1/2	12.7	550	746	500	678	1500	10000	13.4	0.39
68220	1/2	12.7	450	610	420	570	1500	10000	13.4	0.39

MASTER PALM® BALANCE WEIGHT SERIES WOBBLE IMPACT WRENCH



Introducing Patented Wobble Anvil Impact Wrench

Patented wobbled anvil impact wrenches improve traditional way of using socket. Wobble anvil provides users to adjust the socket within 15 degree angle adjustable range without replacing the nut sockets.



Twin Hammer

Wobble Anvil

90 psi / 6.2bar

87 dB(A)



68220

Balance Weight Series

1/2" Square Drive

Twin Hammer Wobble Impact Wrench

Free Speed: 10000 rpm



Features & Benefits



Speed Control Switch

Safety driven reverse switch control, avoiding push button type switch for accidental direction switch.



Rubber Cushion Grip

Extended holding comforts provide vibration resistance during operation.





Twin Hammer Design

The most durable of hammer design is excellent for use in heavy duty industrial jobs, using 2 identical hammers that deliver an instantaneous balanced blow.

- Light weight, small and mini
- Long duration usage design
- Powerful and Reliable
- Lower noise with quiet technology
- Heavy duty
- Twin hammer design
- Turbo speed with high speed design

Air Hose Size		Air Exhaust	Length		Net Weight	
inch	mm		inch	mm	lb	kg
3/8	9.5	Side	4.6	117	3.5	1.6
3/8	9.5	Side	4.8	121	3.5	1.6

MASTER PALM[®] BALANCE WEIGHT SERIES MINI IMPACT WRENCH



Non-Wobble Type Anvil Design

Comparing to non-wobble type anvil, users can not adjust the angle of socket but work on

Twin Hammer

Mini Impact

90 psi / 6.2bar

87 dB(A)

68270

Balance Weight Series

1/2" Square Drive

Twin Hammer Mini Impact Wrench

Free Speed: 7200 rpm

**MAX
1000 FT-LB
1356 N-m**



Features & Benefits

A. Mini Impact Wrench

Mini in size with easy grip, designed for long hours of usage. Compact size without taking too much of your storage space.

B. Twin Hammer Design

The most durable of hammer design is excellent for use in heavy duty industrial jobs, using 2 identical hammers that deliver an instantaneous balanced blow, reducing vibration and transferring more torque to the drive end of the anvil.

C. Light Weight & Free Maintenance

Oil free design with light weight aluminum housing, ready to use at any time.

D. Speed Control Switch

Safety driven reverse switch control, avoiding push button type switch for accidental direction switch.

E. Rubber Cushion Grip

Extended holding comforts provide vibration resistance during operation.

F. Power & Reliable Air Flow Control


Ensure maximum performance control and ease to maintain for a longer life span.

Model No.	Square Drive		Max. Torque		5 sec Torque		I.P.M.	Free Speed	Air Consumption	
	inch	mm	ft-lb	N-m	ft-lb	N-m	times	rpm	cfm	m3/min
68270	1/2	12.7	1000	1356	750	1017	1200	7200	16.9	0.47
68470	1/2 3/4	12.7	1100	1500	800	1085	1200	7200	5.27	0.15

MASTER PALM[®] BALANCE WEIGHT SERIES TURBO TORQUE IMPACT WRENCH

Non-Wobble Type Anvil Design

Comparing to non-wobble type anvil, users can not adjust the angle of socket but work on



3/4" Square Drive

Twin Hammer

Balance Weight

90 psi / 6.2bar

87 dB(A)

**MAX
1100 FT-LB
1500 N-m**

68470

Balance Weight Series

3/4" Square Drive Turbo Torque Twin Hammer Impact Wrench

Free Speed: 7200 rpm



Speed Control Switch

Safety driven reverse switch control, avoiding push button type switch for accidental direction switch.



Rubber Cushion Grip

Extended holding comforts provide vibration resistance during operation.



Twin Hammer Design

The most durable of hammer design is excellent for use in heavy duty industrial jobs, using 2 identical hammers that deliver an instantaneous balanced blow.

- Light weight, small and mini
- Long duration usage design
- Powerful and Reliable
- Lower noise with quiet technology
- Heavy duty
- Twin hammer design
- Turbo speed with high speed design

Air Hose Size		Air Exhaust	Length		Net Weight	
inch	mm		inch	mm	lb	kg
3/8	9.5	Side	6.5	164	5.5	2.50
3/8	9.5	Side	6.7	177	5.4	2.64

MASTER PALM® BALANCE WEIGHT SERIES IMPACT WRENCH



- Twin Hammer**
- Balance Weight**
- 90 psi / 6.2bar**
- 94 dB(A)**



68260
 Balance Weight Series
3/4" Square Drive
Twin Hammer Impact Wrench

Free Speed: 6000 rpm

Features & Benefits

- A. Twin Hammer Design**
 The most durable of hammer design is excellent for use in heavy duty industrial jobs, using 2 identical hammers that deliver an instantaneous balanced blow, reducing vibration and transferring more torque to the drive end of the anvil than any other mechanism on the market.
- B. Light Weight & Free Maintenance**
 oil free design with light weight aluminum housing, ready to use at any time.

- C. Torque Control Switch**
 Adjust the torque to the one you desire to use
- D. Rubber Cushion Grip**
 extended holding comforts provide vibration resistance during operation.
- E. Power & Reliable Air Flow Control**
 Ensure maximum performance control and ease to maintain for a longer life span.

Model No.	Square Drive		Max. Torque		5 sec Torque		I.P.M.	Free Speed	Air Consumption	
	inch	mm	ft-lb	N-m	ft-lb	N-m	times	rpm	cfm	m3/min
68260	3/4	19.1	1000	1356	950	1288	1000	6000	18.0	0.51
68260L	3/4	19.1	1000	1356	950	1288	1000	6000	18.0	0.51

MASTER PALM® BALANCE WEIGHT SERIES IMPACT WRENCH

Long Anvil



3/4" Square Drive

Twin Hammer

Balance Weight

90 psi / 6.2bar

94 dB(A)



68260L

Balance Weight Series

3/4" Square Drive

Twin Hammer Impact Wrench

Free Speed: 6000 rpm



Twin Hammer Design

The most durable of hammer design is excellent for use in heavy duty industrial jobs, using 2 identical hammers that deliver an instantaneous balanced blow.

Long Anvil Design

Industrial grade long anvil design provides impact wrench users to reach in deeper space for task operation without problem.

Air Hose Size		Air Exhaust	Length		Net Weight	
inch	mm		inch	mm	lb	kg
3/8	9.5	Side	7.7	196	9.0	4.1
3/8	9.5	Side	13.9	354	20.0	9.1

MASTER PALM® BALANCE WEIGHT SERIES IMPACT WRENCH



- Twin Hammer**
- 0.75 hp / 0.56 kw**
- 90 psi / 6.2bar**
- 94 dB(A)**



68480
Balance Weight Series
**3/4" Square Drive
Twin Hammer Impact Wrench**

Free Speed: 4500 rpm

Features & Benefits

A. Twin Hammer Design
The most durable of hammer design is excellent for use in heavy duty industrial jobs, using 2 identical hammers that deliver an instantaneous balanced blow, reducing vibration and transferring more torque to the drive end of the anvil than any other mechanism on the market.

B. D-Shape Side Handle Design
Swept-back D Shape side handle model assures superior balance

C. Torque Control Switch
Adjust the torque to the one you desire to use

D. Rubber Cushion D-handle Grip
Extended holding comforts provide vibration resistance during operation.

E. Power & Reliable Air Flow Control
Ensure maximum performance control and ease to maintain for a longer life span.

Model No.	Square Drive		Max. Torque		I.P.M.	Free Speed	Air Consumption	
	inch	mm	ft-lb	N-m	times	rpm	cfm	m3/min
68480	3/4	19.1	1450	1967	1000	4500	18.0	0.51
68480L	3/4	19.1	1450	1967	1000	4500	18.0	0.51

MASTER PALM® BALANCE WEIGHT SERIES IMPACT WRENCH

Long Anvil



Twin Hammer

0.75 hp / 0.56 kw

90 psi / 6.2bar

94 dB(A)

68480L

Balance Weight Series

3/4" Square Drive

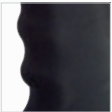
Twin Hammer H-D Impact Wrench

Free Speed: 4500 rpm



Twin Hammer Design

The most durable of hammer design is excellent for use in heavy duty industrial jobs, using 2 identical hammers that deliver an instantaneous balanced blow.



Rubber Jacket Grip

Increases holding strength to operate the impact wrenches with finger molded curves.



Long Anvil Design

Industrial grade long anvil design provides impact wrench users to reach in deeper space for task operation without problem.



Feather Trigger Design

Easy touch trigger to power up the impact wrenches.

Air Hose Size		Air Exhaust	Length		Net Weight	
inch	mm		inch	mm	lb	kg
3/8	9.5	Side	8.5	215	11.3	5.10
3/8	9.5	Side	14.4	367	12.9	5.87

MASTER PALM® BALANCE WEIGHT SERIES HEAVY DUTY IMPACT WRENCH



- Twin Hammer**
- 0.53 hp / 0.40 kw**
- 90 psi / 6.2bar**
- 94 dB(A)**



68490
Blance Weight Series
1" Square Drive Twin Hammer Heavy Duty Impact Wrench

Free Speed: 4500 rpm

Features & Benefits

- A. Twin Hammer Design**
The most durable of hammer design is excellent for use in heavy duty industrial jobs, using 2 identical hammers that deliver an instantaneous balanced blow, reducing vibration and transferring more torque to the drive end of the anvil than any other mechanism on the market.
- B. Light Weight & Free Maintenance**
Oil free design with light weight aluminum housing, ready to use at any time.

- C. Torque Control Switch**
Adjust the torque to the one you desire to use.
- D. Rubber Cushion Grip**
Extended holding comforts provide vibration resistance during operation.
- E. Power & Reliable Air Flow Control**
Ensure maximum performance control and ease to maintain for a longer life span.

Model No.	Square Drive		Max. Torque		Free Speed	Air Consumption	
	inch	mm	ft-lb	N-m		cfm	m3/min
68490	1	25.4	1450	1967	4500	18.0	0.51
68490L	1	25.4	1450	1967	4500	18.0	0.51

MASTER PALM® BALANCE WEIGHT SERIES HEAVY DUTY IMPACT WRENCH

Long Anvil



Twin Hammer

0.53 hp / 0.40 kw

90 psi / 6.2bar

94 dB(A)

68490L

Balance Weight Series

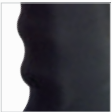
1" Square Drive Twin Hammer Heavy Duty Impact Wrench

Free Speed: 4500 rpm



Twin Hammer Design

The most durable of hammer design is excellent for use in heavy duty industrial jobs, using 2 identical hammers that deliver an instantaneous balanced blow.




Rubber Jacket Grip

Increases holding strength to operate the impact wrenches with finger molded curves.



Long Anvil Design

Industrial grade long anvil design provides impact wrench users to reach in deeper space for task operation without problem.



Feather Trigger Design

Easy touch trigger to power up the impact wrenches.

Air Hose Size		Air Exhaust	Length		Net Weight	
inch	mm		inch	mm	lb	kg
3/8	9.5	Side	9.1	230	11.5	5.2
3/8	9.5	Side	15.0	381	13.4	6.1

MASTER PALM® HEAVY DUTY SERIES IMPACT WRENCHES



- Twin Hammer**
- Heavy Duty**
- 90 psi / 6.2bar**
- 87 dB(A)**



61240
Heavy Duty Series
1/2" Square Drive
Twin Hammer Mini Impact Wrench


Free Speed: 8000 rpm

Features & Benefits



Twin Hammer Design
The most durable of hammer design is excellent for use in heavy duty industrial jobs. 2 identical hammers deliver an instantaneous balanced blow.

- Long duration usage design
- Powerful and Reliable
- Heavy duty
- Twin hammer design



5 Speed Control
The 5 speed switch control with reversible punch enables tool users to operate the tool at different speed easily.



Well-Felt Rubber Grip
The rubber grip uses well-felt surface provides extra comforts for tool holding.

Model No.	Square Drive		Max. Torque		5 sec Torque		I.P.M.	Free Speed	Air Consumption	
	inch	mm	ft-lb	N-m	ft-lb	N-m	times	rpm	cfm	m3/min
61240	1/2	12.7	550	746	500	678	1200	8000	24.6	0.69
61250	3/4	19.1	1000	1356	950	1288	720	4800	35.2	1.00
61200	3/8	9.5	300	407	115	156	9000	11000	14.8	0.42

Twin Hammer

Heavy Duty

90 psi / 6.2bar

92 dB(A)

61250
Heavy Duty Series
3/4" Square Drive
Impact Wrench

Free Speed: 4800 rpm



3/4" Square Drive

MAX
1000 FT-LB
1356 N-m



Single Hammer

Heavy Duty

90 psi / 6.2bar

88 dB(A)

61200
Heavy Duty Series
3/8" Square Drive
Impact Wrench

Free Speed: 11000 rpm



3/8" Square Drive

MAX
300 FT-LB
407 N-m



3/4" Square Drive

The impact wrench also come in 3/4" square drive anvil.



3/8" Square Drive

The impact wrench also come in 3/8" square drive anvil.



Easy Trigger Design

The easy trigger design prevent the tool user from slipping off the trigger and provide feather type trigger effect. Easy to use.



Reversible Design


Impact tool users now can easily switch the socket forward or reverse using our direction press button.

Air Hose Size		Air Exhaust	Length		Net Weight	
inch	mm		inch	mm	lb	kg
3/8	9.5	Front	6.9	174	4.0	1.8
3/8	9.5	Side	9.7	246	11.0	5.0
3/8	9.5	Side	5.9	149	14.3	6.5

MASTER PALM® BALANCE WEIGHT SERIES IMPACT WRENCH



- Twin Hammer**
- 0.53 hp / 0.40 kw**
- 90 psi / 6.2bar**
- 87 dB(A)**



68280
Blance Weight Series
1" Square Drive
Twin Hammer Impact Wrench

Free Speed: 6000 rpm



Features & Benefits

A. Twin Hammer Design

The most durable of hammer design is excellent for use in heavy duty industrial jobs, using 2 identical hammers that deliver an instantaneous balanced blow, reducing vibration and transferring more torque to the drive end of the anvil than any other mechanism on the market.

B. Light Weight & Free Maintenance

Oil free design with light weight aluminum housing, ready to use at any time.

C. Torque Control Switch

Adjust the torque to the one you desire to use

D. Rubber Cushion Grip

extended holding comforts provide vibration resistance during operation.

E. Power & Reliable Air Flow Control

Ensure maximum performance control and ease to maintain for a longer life span.

Model No.	Square Drive		Max. Torque		5 sec Torque		I.P.M.	Free Speed	Air Consumption	
	inch	mm	ft-lb	N-m	ft-lb	N-m	times	rpm	cfm	m3/min
68280	1	25.4	1200	1627	1050	1424	1000	6000	18.0	0.51
68280L	1	25.4	1200	1627	1050	1424	1000	6000	18.0	0.51

MASTER PALM® BALANCE WEIGHT SERIES IMPACT WRENCH

Long Anvil



1" Square Drive

Twin Hammer

0.53 hp / 0.40 kw

90 psi / 6.2bar

87 dB(A)

68280L

Balance Weight Series

1" Square Drive

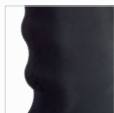
Twin Hammer Impact Wrench

Free Speed: 6000 rpm



Twin Hammer Design

The most durable of hammer design is excellent for use in heavy duty industrial jobs, using 2 identical hammers that deliver an instantaneous balanced blow.




Rubber Jacket Grip

Increases holding strength to operate the impact wrenches with finger molded curves.



Long Anvil Design

Industrial grade long anvil design provides impact wrench users to reach in deeper space for task operation without problem.



Feather Trigger Design

Easy touch trigger to power up the impact wrenches.

Air Hose Size		Air Exhaust	Length		Net Weight	
inch	mm		inch	mm	lb	kg
3/8	9.5	Side	8.5	215	9.5	4.3
3/8	9.5	Side	14.4	367	20.5	9.3

MASTER PALM® HEAVY DUTY SERIES IMPACT WRENCH



1" Square Drive

Twin Hammer

Heavy Duty

90 psi / 6.2bar

87 dB(A)

68340

Heavy Duty Series

1" Square Drive

Twin Hammer Impact Wrench

Free Speed: 3500 rpm




Features & Benefits



1" Square Drive

The impact wrench is with 1" square drive anvil for heavy duty usage.



Side Handle Design

Industrial grade side handle design provides extra support while operating this heavy duty impact wrench.



Rubber Jacket Grip

Increases holding strength to operate the impact wrenches.



Speed Control Switch

Easy speed control switch to adjust the speed to the way you desire.

Model No.	Square Drive		Max. Torque		5 sec Torque		I.P.M.	Free Speed	Air Consumption	
	inch	mm	ft-lb	N-m	ft-lb	N-m	times	rpm	cfm	m3/min
68340	1	25.4	1800	2441	1600	2170	480	3500	35.2	1
68320	3/4	19.1	1250	1695	1000	1356	480	4000	35.2	1



3/4" Square Drive

Twin Hammer

Heavy Duty

90 psi / 6.2bar

87 dB(A)

MAX
1250 FT-LB
1695 N-m

**68320**

Heavy Duty Series

3/4" Square Drive**Twin Hammer Impact Wrench**
■ Free Speed: 4000 rpm
**Twin Hammer Design**

The most durable of hammer design is excellent for use in heavy duty industrial jobs, using 2 identical hammers that deliver an instantaneous balanced blow.

**3/4" Square Drive**

The impact wrench is also available in 3/4" square drive anvil.

**Rubber Jacket Grip**

Increases holding strength to operate the impact wrenches with finger molded curves.

**Speed Control Switch**

Easy speed control switch to adjust the speed to the way you desire.

Air Hose Size		Air Exhaust	Length		Net Weight	
inch	mm		inch	mm	lb	kg
1/2	12.7	Side	10.9	277	18.3	8.3
1/2	12.7	Side	10.0	254	14.3	6.5

MASTER PALM® INDUSTRIAL SERIES IMPACT WRENCH



- Twin Hammer**
- 0.53 hp / 0.40 kw**
- 90 psi / 6.2bar**
- 87 dB(A)**



68440

Industrial Twin Hammer Series

1" Square Drive D-Handle Impact Wrench

Free Speed: 5000 rpm

Features & Benefits

A. Twin Hammer Design

The most durable of hammer design is excellent for use in heavy duty industrial jobs, using 2 identical hammers that deliver an instantaneous balanced blow, reducing vibration and transferring more torque to the drive end of the anvil than any other mechanism on the market.

B. D-Shape Side Handle Design

Swept-back D Shape side handle model assures superior balance

C. Torque Control Switch

Adjust the torque to the one you desire to use

D. Rubber Cushion D-handle Grip

Extended holding comforts provide vibration resistance during operation.

E. Power & Reliable Air Flow Control

Ensure maximum performance control and ease to maintain for a longer life span.

Model No.	Square Drive		Max. Torque		Free Speed	Air Consumption	
	inch	mm	ft-lb	N-m	rpm	cfm	m3/min
68440	1	25.4	1800	2440	5000	3.4	0.10
68440L	1	25.4	1800	2440	5000	3.4	0.10

MASTER PALM[®] INDUSTRIAL SERIES IMPACT WRENCH

Long Anvil



Twin Hammer

0.53 hp / 0.40 kw

90 psi / 6.2bar

87 dB(A)

68440L

Industrial Twin Hammer Series

1" Square Drive Long Anvil D-Handle Impact Wrench

Free Speed: 5000 rpm

MAX
1800 FT-LB
2440 N-m



Twin Hammer Design

The most durable of hammer design is excellent for use in heavy duty industrial jobs, using 2 identical hammers that deliver an instantaneous balanced blow.

Long Anvil Design

Industrial grade long anvil design provides impact wrench users to reach in deeper space for task operation without problem.

Air Hose Size		Air Exhaust	Length		Net Weight	
inch	mm		inch	mm	lb	kg
1/2	12.7	Side	19.7	500	17.9	8.1
1/2	12.7	Side	19.7	500	17.9	8.1

MASTER PALM® HEAVY DUTY SERIES IMPACT WRENCH

Operable vibration within +/- 10 degree range. Master D-handle impact wrenches are designed with simple speed control switch and ergonomical D-handle. Master heavy duty D-Handle impact wrenches use super powerful heavy duty motor.

Twin Hammer

Heavy Duty

90 psi / 6.2bar

87 dB(A)

68310


Heavy Duty Series

3/4" Square Drive

Twin Hammer D-Handle Impact Wrench

Free Speed: 3500 rpm

**MAX
1000 FT-LB
1356 N-m**



3/4" Square Drive

Featured Benefits



Twin Hammer Design

The most durable of hammer design is excellent for use in heavy duty industrial jobs, using 2 identical hammers that deliver an instantaneous balanced blow.




Side Handle Design

Industrial grade side handle design provides extra support while operating this heavy duty impact wrench.



4 Speed Control

The 4 speed control rotatable switch allows tool user to operate tools in 4 different speed.



Easy Trigger Control

The tool on and off trigger is located on top of the D-handle, which provides the tool user and easy way to turn the tool on and off while holding the D-Handle.

Model No.	Square Drive		Max. Torque		5 sec Torque		I.P.M.	Free Speed	Air Consumption	
	inch	mm	ft-lb	N-m	ft-lb	N-m	times	rpm	cfm	m3/min
68310	3/4	19.1	1000	1356	730	990	800	3500	35.2	1
68310L	3/4	19.1	1000	1356	730	990	800	3500	35.2	1

MASTER PALM® HEAVY DUTY SERIES IMPACT WRENCH

Long Anvil

Twin Hammer

Heavy Duty

90 psi / 6.2bar

87 dB(A)

MAX
1000 FT-LB
1356 N-m

68310L

Heavy Duty Series

3/4" Square Drive

Twin Hammer D-Handle Impact Wrench

Free Speed: 3500 rpm



3/4" Square Drive

The impact wrench is with 3/4" square drive anvil for heavy duty usage.




Long Anvil Design

Industrial grade long anvil design provides impact wrench users to reach in deeper space for task operation without problem.



4 Speed Control

The 4 speed control rotatable switch allows tool user to operate tools in 4 different speed.



Easy Trigger Control

The tool on and off trigger is located on top of the D-handle, which provides the tool user and easy way to turn the tool on and off while holding the D-Handle.

Air Hose Size		Air Exhaust	Length		Net Weight	
inch	mm		inch	mm	lb	kg
3/8	9.5	Side	12.6	320	11.2	5.1
1/2	12.7	Side	14.2	360	11.2	5.1

MASTER PALM® HEAVY DUTY SERIES IMPACT WRENCH

Operable vibration within +/- 10 degree range. Master D-handle impact wrenches are designed with simple speed control switch and ergonomical D-handle. Master heavy duty D-Handle impact wrenches use super powerful heavy duty motor.

Twin Hammer

Heavy Duty

90 psi / 6.2bar

87 dB(A)

68310

Heavy Duty Series

3/4" Square Drive

Twin Hammer D-Handle Impact Wrench

Free Speed: 3500 rpm

**MAX
1000 FT-LB
1356 N-m**

3/4" Square Drive

Featured Benefits



Twin Hammer Design

The most durable of hammer design is excellent for use in heavy duty industrial jobs, using 2 identical hammers that deliver an instantaneous balanced blow.




4 Speed Control

The 4 speed control rotatable switch allows tool user to operate tools in 4 different speed.



Side Handle Design

Industrial grade side handle design provides extra support while operating this heavy duty impact wrench.



Easy Trigger Control

The tool on and off trigger is located on top of the D-handle, which provides the tool user and easy way to turn the tool on and off while holding the D-Handle.

Model No.	Square Drive		Max. Torque		5 sec Torque		I.P.M.	Free Speed	Air Consumption	
	inch	mm	ft-lb	N-m	ft-lb	N-m	times	rpm	cfm	m3/min
68310	3/4	19.1	1000	1356	730	990	800	3500	35.2	1
68310L	3/4	19.1	1000	1356	730	990	800	3500	35.2	1

MASTER PALM® HEAVY DUTY SERIES IMPACT WRENCH

Long Anvil



68310L

Heavy Duty Series

3/4" Square Drive

Twin Hammer D-Handle Impact Wrench

Free Speed: 3500 rpm



3/4" Square Drive

The impact wrench is with 3/4" square drive anvil for heavy duty usage.



Long Anvil Design

Industrial grade long anvil design provides impact wrench users to reach in deeper space for task operation without problem.



4 Speed Control

The 4 speed control rotatable switch allows tool user to operate tools in 4 different speed.



Easy Trigger Control

The tool on and off trigger is located on top of the D-handle, which provides the tool user and easy way to turn the tool on and off while holding the D-Handle.

Air Hose Size		Air Exhaust	Length		Net Weight	
inch	mm		inch	mm	lb	kg
3/8	9.5	Side	12.6	320	11.2	5.1
1/2	12.7	Side	14.2	360	11.2	5.1

MASTER PALM® INDUSTRIAL SERIES IMPACT WRENCH

Operable vibration within +/- 10 degree range. Master D-handle impact wrenches are designed with simple speed control switch and ergonomic handle, lighter weight and faster speed than 68370 and 68370L. Master short & long anvil D-Handle impact wrench uses super powerful motor.



- Twin Hammer**
- Industrial**
- 90 psi / 6.2bar**
- 83 dB(A)**

68350
Industrial Series
1" Square Drive
Twin Hammer D-Handle Impact Wrench

Free Speed: 3500 rpm

Features & Benefits




Twin Hammer Design
The most durable of hammer design is excellent for use in heavy duty industrial jobs, using 2 identical hammers that deliver an instantaneous balanced blow.



4 Speed Control
The 4 speed control rotatable switch allows tool user to operate tools in 4 different speed.



Extra Side D-Handle Design
Industrial grade side handle design provides extra support while operating this heavy duty impact wrench.



Easy Trigger Control
The tool on and off trigger is located on top of the D-handle, which provides the tool user and easy way to turn the tool on and off while holding the D-Handle

Model No.	Square Drive		Max. Torque		5 sec Torque		I.P.M.	Free Speed	Air Consumption	
	inch	mm	ft-lb	N-m	ft-lb	N-m	times	rpm	cfm	m3/min
68350	1	25.4	1850	2509	1320	1790	600	3500	35.2	1
68350L	1	25.4	1850	2509	1320	1790	600	3500	35.2	1

MASTER PALM® INDUSTRIAL SERIES IMPACT WRENCH

Long Anvil

Twin Hammer

Industrial

90 psi / 6.2bar

83 dB(A)

68350L

Industrial Series

1" Square Drive

Twin Hammer D-Handle Impact Wrench

Free Speed: 3500 rpm

**MAX
1850 FT-LB
2509 N-m**



1" Square Drive




1" Square Drive

the impact wrench is with 1" square drive anvil for heavy duty usage.




Long Anvil Design

Industrial grade long anvil design provides impact wrench users to reach in deeper space for task operation without problem.



4 Speed Control

The 4 speed control rotatable switch allows tool user to operate tools in 4 different speed.



Easy Trigger Control

The tool on and off trigger is located on top of the D-handle, which provides the tool user and easy way to turn the tool on and off while holding the D-Handle

Air Hose Size		Air Exhaust	Length		Net Weight	
inch	mm		inch	mm	lb	kg
1/2	12.7	Side	14.4	365	14.5	6.6
1/2	12.7	Side	16.7	423	16.3	7.4

MASTER PALM® INDUSTRIAL SERIES IMPACT WRENCH

Master Palm D-handle impact wrenches are designed with simple speed control switch and ergonomic D-handle. Master Palm industrial series D-Handle impact use super powerful industrial motor with quiet technology noise reduction and powerful torque, oil free .

Twin Hammer

Industrial

90 psi / 6.2bar

83 dB(A)

68360

Industrial Series

1" Square Drive

Twin Hammer D-Handle Impact Wrench

Free Speed: 2500 rpm

**MAX
2100 FT-LB
2848 N-m**

1" Square Drive

Features & Benefits



Twin Hammer Design

The most durable of hammer design is excellent for use in heavy duty industrial jobs, using 2 identical hammers that deliver an instantaneous balanced blow.




4 Speed Control

The 4 speed control rotatable switch allows tool user to operate tools in 4 different speed.



Extra Side D-Handle Design

Industrial grade side handle design provides extra support while operating this heavy duty impact wrench.



Easy Trigger Control

The tool on and off trigger is located on top of the D-handle, which provides the tool user and easy way to turn the tool on and off while holding the D-Handle.

Model No.	Square Drive		Max. Torque		5 sec Torque		I.P.M.	Free Speed	Air Consumption	
	inch	mm	ft-lb	N-m	ft-lb	N-m	times	rpm	cfm	m3/min
68360	1	25.4	2100	2848	1620	2197	700	2500	35.2	1
68360L	1	25.4	2100	2848	1620	2197	700	2500	35.2	1

MASTER PALM® INDUSTRIAL SERIES IMPACT WRENCH

Long Anvil

Twin Hammer

Industrial

90 psi / 6.2bar

83 dB(A)

68360L

Industrial Series

1" Square Drive

Twin Hammer D-Handle Impact Wrench

Free Speed: 2500 rpm

**MAX
2100 FT-LB
2848 N-m**

1" Square Drive



1" Square Drive

The impact wrench is with 1" square drive anvil for heavy duty usage.



Long Anvil Design

Industrial grade long anvil design provides impact wrench users to reach in deeper space for task operation without problem.



4 Speed Control

The 4 speed control rotatable switch allows tool user to operate tools in 4 different speed.



Easy Trigger Control

The tool on and off trigger is located on top of the D-handle, which provides the tool user and easy way to turn the tool on and off while holding the D-Handle.

Air Hose Size		Air Exhaust	Length		Net Weight	
inch	mm		inch	mm	lb	kg
1/2	12.7	Side	15.4	390	24.9	11.3
1/2	12.7	Side	20.3	515	33.0	15.0

MASTER PALM® INDUSTRIAL TURBO IMPACT WRENCH **Short Anvil**



Gear Type

Twin Hammer

0.75 hp/0.56 kw

90 psi / 6.2bar

83 dB(A)

68420

Industrial Turbo Series

Twin Hammer Gear Type 1" Turbo Impact Wrench

Free Speed: 3059 rpm

**MAX
2600 FT-LB
3515 N-m**



Features & Benefits



Twin Hammer Design

The most durable of hammer design is excellent for use in heavy duty industrial jobs, using 2 identical hammers that deliver an instantaneous balanced blow.



Extra Side D-Handle Design

Industrial grade side handle design provides extra support while operating this heavy duty impact wrench.



3 Speed Control

The 3 speed control rotatable switch allows tool user to operate tools in 3 different speed.



Easy Trigger Control

The tool on and off trigger is located on top of the D-handle, which provides the tool user and easy way to turn the tool on and off while holding the D-Handle.

Model No.	Square Drive		Max. Torque		Free Speed	Air Consumption	
	inch	mm	ft-lb	N-m	rpm	cfm	m3/min
68420	1	25.4	2600	3515	3059	3.5	0.01
68420L	1	25.4	2600	3515	3059	3.5	0.01

MASTER PALM® INDUSTRIAL TURBO IMPACT WRENCH **Long Anvil**



68420L
Industrial Turbo Series
**Twin Hammer Gear Type
1" Turbo Impact Wrench**

Free Speed: 3059 rpm



Short Anvil Design

Gear type impact wrenches come with 2 types of anvil, short and long respectively.




Long Anvil Design

Industrial grade long anvil design provides impact wrench users to reach in deeper space for task operation without problem..



3 Speed Control

The 3 speed control rotatable switch allows tool user to operate tools in 3 different speed.



D-Handle Design

The D-Handle design provides firm support to tool users to hold the tool firmly .

Air Hose Size		Air Exhaust	Length		Net Weight	
inch	mm		inch	mm	lb	kg
1/2	12.7	Side	24.1	612	34.1	15.5
1/2	12.7	Side	24.1	612	37.4	17.0

MASTER PALM® INDUSTRIAL SERIES GEAR TYPE IMPACT WRENCH Short Anvil



Gear Type

Twin Hammer

Industrial

90 psi / 6.2bar

83 dB(A)

**MAX
2215 FT-LB
3004 N-m**



68380

Industrial Series

Twin Hammer Gear Type D-Handle Impact Wrench


Free Speed: 2500 rpm

Features & Benefits



Twin Hammer Design

The most durable of hammer design is excellent for use in heavy duty industrial jobs, using 2 identical hammers that deliver an instantaneous balanced blow.



Extra Side D-Handle Design

Industrial grade side handle design provides extra support while operating this heavy duty impact wrench.



4 Speed Control

The 4 speed control rotatable switch allows tool user to operate tools in 4 different speed.



Easy Trigger Control

The tool on and off trigger is located on top of the D-handle, which provides the tool user and easy way to turn the tool on and off while holding the D-Handle.

Model No.	Max. Torque		5 sec Torque		I.P.M.	Free Speed	Air Consumption	
	ft-lb	N-m	ft-lb	N-m	times	rpm	cfm	m3/min
68380	2215	3004	1840	2495	480	2500	35.2	1.00
68380L	2215	3004	1840	2495	480	2500	35.2	1.00

MASTER PALM® INDUSTRIAL SERIES

GEAR TYPE IMPACT WRENCH Long Anvil



Gear Type

Twin Hammer

Industrial

90 psi / 6.2bar

83 dB(A)

MAX
2215 FT-LB
3004 N-m

68380L

Industrial Series

Twin Hammer Gear Type D-Handle Impact Wrench

Free Speed: 2500 rpm

**Short Anvil Design**

Gear type impact wrenches come with 2 types of anvil, short and long respectively.

**Long Anvil Design**

Industrial grade long anvil design provides impact wrench users to reach in deeper space for task operation without problem.

**4 Speed Control**

The 4 speed control rotatable switch allows tool user to operate tools in 4 different speed.

**D-Handle Design**

The D-Handle design provides firm support to tool users to hold the tool firmly .

Air Hose Size		Air Exhaust	Length		Net Weight	
inch	mm		inch	mm	lb	kg
3/4	19.1	Side	15.3	389	24.9	11.3
3/4	19.1	Side	20.1	510	33.0	15.0



**Screwdrivers,
Nut Setters & Riveters**



Screwdrivers, Nut Setters, Riveters



ISO 9001:2008



ISO 9001:2008 CERTIFIED

QAIC / TW / 50320

MASTER PALM® REVERSIBLE SERIES SCREWDRIVERS

External Adjustable Torque

30 ~ 110 in/lb

Reversible

90 psi / 6.2 bar

82 dB(A)

0.5hp / 0.38kw



71460
Reversible Series
**External Adjustable Torque
Straight Screwdriver**

Free Speed: 1600 rpm

50 ~ 130 in/lb

Reversible

90 psi / 6.2 bar

82 dB(A)

0.5hp / 0.38kw



71470
Reversible Series
**External Adjustable Torque
Straight Screwdriver**

Free Speed: 800 rpm

Features & Benefits



External Torque Switch

Easy to adjust the torque into the range you want. The torque switch design provides fast and easy way to use this industrial grade reversible pneumatic screwdriver.



Easy Torque Adjustment

The external torque screwdrivers can operate in different torque setting by rotating the front torque silver switch.

A. Direction Switch

Pull up the switch & change forward/backward

B. Cam-over Torque Limiting Clutch

Signals the maximum torque has been achieved



Tool Specification List

Model No.	Adjustor Type	Torque Range				Free Speed	Air Consumption	
		in/lb		N-m			cfm	m3/min
71460	External	30	110	3.4	12.4	1600	13.4	0.39
71470	External	50	130	5.6	14.7	800	13.4	0.39
71500	Internal	40	115	4.5	13.0	1700	13.4	0.39
71510	Internal	50	135	5.6	15.3	800	13.4	0.39

MASTER PALM® REVERSIBLE SERIES SCREWDRIVERS

Internal Adjustable Torque

40~115 in/lb

Reversible

90 psi / 6.2 bar

82 dB(A)

0.5hp / 0.38kw



71500

Reversible Series

**Internal Adjustable Torque
Straight Screwdriver**

Free Speed: 1700 rpm

50 ~ 135 in/lb

Reversible

90 psi / 6.2 bar

82 dB(A)

0.5hp / 0.38kw



71510

Reversible Series

**Internal Adjustable Torque
Straight Screwdriver**

Free Speed: 800 rpm



Rotate to Open

Open to exchange springs for different torque range.



C. Direction Switch

Pull up the switch & change forward/backward.



MPT-71500 L
MPT-71510 L
Green Springs
Torque Range:
50~85 in/lbs



MPT-71500 M
MPT-71510 M
Black Springs
Torque Range:
95~105 in/lbs



MPT-71500 H
MPT-71510 H
Yellow Springs
Torque Range:
95 ~ 135 in/lbs

Air Hose Size		Air Exhaust	Length		Net Weight	
inch	mm		inch	mm	lb	kg
3/8	9.5	Rear	10.8	275	2.5	1.1
3/8	9.5	Rear	9.0	228	2.5	1.1
3/8	9.5	Rear	8.9	227	2.5	1.1
3/8	9.5	Rear	10.6	270	2.9	1.3

MASTER PALM® REVERSIBLE SERIES PISTOL SCREWDRIVERS

External Adjustable Torque



30 ~ 110 in/lb

Reversible

90 psi / 6.2 bar

82 dB(A)

0.5hp / 0.38kw

78480

Reversible Series

External Adjustable Torque Pistol Grip Screwdriver

Free Speed: 1600 rpm



45 ~ 130 in/lb

Reversible

90 psi / 6.2 bar

82 dB(A)

0.5hp / 0.38kw

78490

Reversible Series

External Adjustable Torque Pistol Grip Screwdriver

Free Speed: 650 rpm

Features & Benefits



External Torque Switch

Easy to adjust the torque into the range you want. The torque switch design provides fast and easy way to use this industrial grade reversible pneumatic screwdriver.



Rubber Grip Design

Increase resistance for holding the screwdriver during operation and provides comfort to tool users.



Easy Direction Trigger

Ergonomical direction trigger design to tap into your finger tips during operation for easy control.

Tool Specification List

Model No.	Adjustor Type	Torque Range				Free Speed	Air Consumption	
		in/lb		N-m			cfm	m3/min
78480	External	30	110	3.4	12.4	1600	13.4	0.39
78490	External	45	130	5.1	14.7	650	13.4	0.39
78520	Internal	40	115	4.5	13.0	1800	13.4	0.39
78580	Internal	50	135	5.6	15.3	750	13.4	0.39

MASTER PALM® REVERSIBLE SERIES PISTOL SCREWDRIVERS

Internal Adjustable Torque



- 40~115 in/lb
- Reversible
- 90 psi /6.2 bar
- 82 dB(A)
- 0.5hp / 0.38kw

- 50 ~ 135 in/lb
- Reversible
- 90 psi /6.2 bar
- 82 dB(A)
- 0.5hp / 0.38kw

78520

Reversible Series

Internal Adjustable Torque Pistol Grip Screwdriver

Free Speed: 1800 rpm

78580

Reversible Series

Internal Adjustable Torque Pistol Grip Screwdriver

Free Speed: 750 rpm



Rotate to Open

Open to exchange springs for different torque range.

High quality screwdrivers are designed for challenging jobs on car interior, trucks, buses, and off-road equipment electronic assembly lines. Pistol-style for easy handling & leverage with rear exhaust.



MPT-78520 L
MPT-78580 L
Green Springs
Torque Range:
50~85 in/lbs



MPT-78520 M
MPT-78580 M
Black Springs
Torque Range:
95~105 in/lbs



MPT-78520 H
MPT-78580 H
Yellow Springs
Torque Range:
95 ~ 135 in/lbs

Air Hose Size		Air Exhaust	Length		Net Weight	
inch	mm		inch	mm	lb	kg
3/8	9.5	Side	9.1	230	2.2	1.0
3/8	9.5	Side	9.4	240	2.2	1.0
3/8	9.5	Side	8.1	205	2.5	1.1
3/8	9.5	Side	9.5	241	2.9	1.3

MASTER PALM[®] NUT INSTALLATION SERIES RIVET NUT SETTERS

M5



Nut Installation

90 psi / 6.2 bar

83dB(A)

0.5hp / 0.38kw

78720

Nut Installation Series

M5 Pistol Nut Pull Setter (Rivet Nut Setter)

■ Free Speed: 1800 rpm

M6



Nut Installation

90 psi / 6.2 bar

83dB(A)

0.5hp / 0.38kw

78730

Nut Installation Series

M6 Pistol Nut Pull Setter (Rivet Nut Setter)

■ Free Speed: 1600 rpm



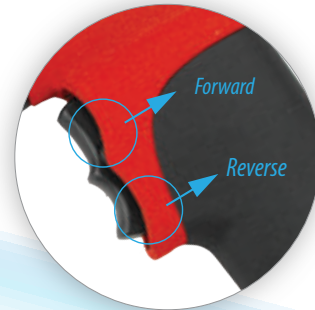
Palm Curve Tail Design

Special Palm Curve Design to improve holding strength by pushing it down with your palm during operation.



Direction Trigger Press

Easy to switch between reverse or forward directions



Model No.

78720

78730

78780

78790

78750

Tool Specification List

Model No.	Free Speed	Air Consumption		Air Exhaust	Length		Hose Size		Net Weight	
	rpm	cfm	m3/min		inch	mm	inch	mm	lb	kg
78720	1800	13.4	0.39	REAR	7.9	200	3/8	9.5	2.5	1.2
78730	1600	13.4	0.39	REAR	7.9	200	3/8	9.5	2.5	1.2
78780	650	13.4	0.39	REAR	8.3	210	3/8	9.5	3.0	1.4
78790	650	13.4	0.39	REAR	8.5	216	3/8	9.5	3.0	1.4
78750	650	13.4	0.39	REAR	8.5	216	3/8	9.5	3.0	1.4

Nut Installation

90 psi / 6.2 bar

83dB(A)

0.5hp / 0.38kw

78780

Nut Installation Series

**M8 Pistol Nut Pull Setter
(Rivet Nut Setter)**

Free Speed: 650 rpm

M8



Nut Installation

90 psi / 6.2 bar

83dB(A)

0.5hp / 0.38kw

78790

Nut Installation Series

**M10 Pistol Nut Pull Setter
(Rivet Nut Setter)**

Free Speed: 650 rpm

M10



Nut Installation

90 psi / 6.2 bar

83dB(A)

0.5hp / 0.38kw

78750

Nut Installation Series

**M12 Pistol Nut Pull Setter
(Rivet Nut Setter)**

Free Speed: 650 rpm

M12



*Metric Nut Size Compatibility Chart (O) Available (X) Not Available

M3 & M4				M5				M6			
Iron Round Nut	Iron Hex Nut	Stainless Round Nut	Stainless Hex Nut	Iron Round Nut	Iron Hex Nut	Stainless Round Nut	Stainless Hex Nut	Iron Round Nut	Iron Hex Nut	Stainless Round Nut	Stainless Hex Nut
O	O	O	O	O	O	O	X	O	O	O	X
O	O	O	O	O	O	O	X	O	O	O	X
O	O	O	O	O	O	O	O	O	O	O	O
O	O	O	O	O	O	O	O	O	O	O	O
O	O	O	O	O	O	O	O	O	O	O	O

M8				M10				M12			
Iron Round Nut	Iron Hex Nut	Stainless Round Nut	Stainless Hex Nut	Iron Round Nut	Iron Hex Nut	Stainless Round Nut	Stainless Hex Nut	Iron Round Nut	Iron Hex Nut	Stainless Round Nut	Stainless Hex Nut
X	X	X	X	X	X	X	X	X	X	X	X
X	X	X	X	X	X	X	X	X	X	X	X
O	O	O	O	O	O	O	O	O	O	X	X
O	O	O	O	O	O	O	O	O	O	O	O
O	O	O	O	O	O	O	O	O	O	O	O

MASTER PALM® NUT INSTALLATION SERIES RIVET NUT SETTERS

M12



Nut Installation

90 psi / 6.2 bar

83dB(A)

0.5hp / 0.38kw

78760

Nut Installation Series

**M12 Pistol Nut Pull Setter
(Rivet Nut Setter)**

■ Free Speed: 650 rpm

M5



Nut Installation

90 psi / 6.2 bar

81dB(A)

0.5hp / 0.38kw

71700

Nut Installation Series

**M5 Right Angle Nut Pull Setter
(Rivet Nut Setter)**

■ Free Speed: 1700 rpm

Features & Benefits



Reversible Valve Design

Simple direction valve trigger design enables tool user to change straight nut setter direction easily.



Rear Exhaust Design

The straight nut setters use rear exhaust for better performance during operation.

Model No.

78760

71700

71710

71690

Tool Specification List

Model No.	Free Speed	Air Consumption		Air Exhaust	Length		Hose Size		Net Weight	
	rpm	cfm	m3/min		inch	mm	inch	mm	lb	kg
78760	650	13.4	0.39	REAR	8.5	216	3/8	9.5	3.0	1.4
71700	1700	13.4	0.39	REAR	8.5	216	3/8	9.5	1.8	0.8
71710	650	13.4	0.39	REAR	9.2	233	3/8	9.5	2.3	1.1
71690	650	13.4	0.39	REAR	9.2	233	3/8	9.5	2.3	1.1

M6



Nut Installation

90 psi / 6.2 bar

81dB(A)

0.5hp / 0.38kw

71710

Nut Installation Series

**M6 Right Angle Nut Pull Setter
(Rivet Nut Setter)**

■ Free Speed: 650 rpm

M8



Nut Installation

90 psi / 6.2 bar

81dB(A)

0.5hp / 0.38kw

71690

Nut Installation Series

**M8 Right Angle Nut Pull Setter
(Rivet Nut Setter)**

■ Free Speed: 650 rpm

Metric Nut Size Compatibility Chart

(O) Available (X) Not Available

M3 & M4				M5				M6			
Iron Round Nut	Iron Hex Nut	Stainless Round Nut	Stainless Hex Nut	Iron Round Nut	Iron Hex Nut	Stainless Round Nut	Stainless Hex Nut	Iron Round Nut	Iron Hex Nut	Stainless Round Nut	Stainless Hex Nut
O	O	O	O	O	O	O	O	O	O	O	O
O	O	O	O	O	O	X	X	O	X	X	X
O	O	O	O	O	O	O	O	O	O	O	O
O	O	O	O	O	O	O	O	O	O	O	O

M8				M10				M12			
Iron Round Nut	Iron Hex Nut	Stainless Round Nut	Stainless Hex Nut	Iron Round Nut	Iron Hex Nut	Stainless Round Nut	Stainless Hex Nut	Iron Round Nut	Iron Hex Nut	Stainless Round Nut	Stainless Hex Nut
O	O	O	O	O	O	O	O	O	O	O	O
X	X	X	X	X	X	X	X	X	X	X	X
O	O	O	X	X	X	X	X	X	X	X	X
O	O	O	X	X	X	X	X	X	X	X	X

MASTER PALM® POWER SERIES PNEUMATIC RIVETERS

Available Nosepiece Sizes:

- 2.4mm(3/32")
- 3.2mm(1/8")
- 4.0mm(5/32")
- 4.8mm(3/16")

Power Series

95 psi/6.6 bar

15.5 cfm/18m³/min

11600

Power Series

3/16" Riveter

- Traction Power: 1045 kg.f



Features & Benefits

- Compact design with excellent power-to-weight ratio
- Easy nose piece replacement
- Noise-reducing muffler
- Wear-resistant surfaces extend tool life
- Long stroke and powerful

Tool Specification List

Model No.	Traction Power	Air Consumption		Stroke Span		Air Hose		Net Weight	
		cfm	m ³ /min	inch	mm	inch	mm	lb	kg
11600	1045kg.f	11.3	0.32	0.71	18	3/8	9.5	3.1	1.4
11610	1229kg.f	11.3	0.32	0.71	18	3/8	9.5	3.9	1.8

Available Nosepiece Sizes:

- 2.4mm(3/32")
- 3.2mm(1/8")
- 4.0mm(5/32")
- 4.8mm(3/16")
- 6.4mm(1/4")

Power Series

85psi/6.0 bar

15.5 cfm/18m3/min

11610

Master Power Series

1/4" Riveter

■ Traction Power: 1229 kg.f



- Power and long life span driven for higher speed operation
- Quick release air valve enables cylinder to return quickly prevents overloading and increase longer tool life cycle
- Suitable to operate at any angles and confined area
- Easy tool operation and physical fatigue reduction design

Available Nut Capacity

○ Available

✗ Not Available

*Measurement: Rivet Diameter

Aluminum						Available Rivet Diameter(s) Iron						Stainless					
2.0	2.5	3.0	4.0	5.0	6.4	2.0	2.5	3.0	4.0	5.0	6.4	2.0	2.5	3.0	4.0	5.0	6.4
○	○	○	○	○	✗	○	○	○	○	○	✗	○	○	○	○	✗	✗
○	○	○	○	○	○	○	○	○	○	○	✗	○	○	○	○	○	✗

ter Palm pneumatic air chisel hammers
arter with less vibration than one
r existing chisel hammers in the
et

Put Stamp Here.
The post office
will not deliver mail
without
postage.



*Master Palm pneumatic
are smarter with less vib
regular existing chisel ha
market*

Industrial Mini Smart Series

ISO 9001:2008 **CE**
ISO 9001:2008 CERTIFIED QAIC / TW / 50320

CATALOG



Low Profile Angle Design
Allow tool user to operate at
confined area with corners and
angles without problem.



Ergonomic Housing Design
mini size ergonomic tool housing
design fits in your palm. Easy to carry
and operate.

Click www.masterairtool.com **Email** sales@masterairtool.com **COME BY!**

© Since 1989 Master Air Tool Co Ltd, All rights reserved.
ISO 9001:2008 Certified Pneumatic Tool Manufacturer & Exporter. www.masterairtool.com
"Master Palm is the registered trademark of Master Air Tool Co Ltd."